


DATA+ Demand



TOWARD AN OPEN DATA DEMAND ASSESSMENT AND SEGMENTATION METHODOLOGY



Stefaan G. Verhulst
Andrew Young



TOWARD AN OPEN DATA DEMAND ASSESSMENT AND SEGMENTATION METHODOLOGY

**Stefaan G. Verhulst
Andrew Young**

Copyright © 2018 Inter-American Development Bank. This work is licensed under a Creative Commons IGO 3.0 Attribution-NonCommercial-NoDerivatives (CC-IGO BY-NC-ND 3.0 IGO) license (<https://creativecommons.org/licenses/by-nc-nd/3.0/igo/legalcode>) and may be reproduced with attribution to the IDB and for any non-commercial purpose. No derivative work is allowed.

Any dispute related to the use of the works of the IDB that cannot be settled amicably shall be submitted to arbitration pursuant to the UNCITRAL rules. The use of the IDB's name for any purpose other than for attribution, and the use of the IDB's logo shall be subject to a separate written license agreement between the IDB and the user and is not authorized as part of this CC-IGO license.

Note that the link provided above includes additional terms and conditions of the license.

The opinions expressed in this publication are those of the authors and do not necessarily reflect the views of the Inter-American Development Bank, its Board of Directors, or the countries they represent.



Inter-American Development Bank
1300 New York Avenue, N.W.
Washington, D.C. 20577
www.iadb.org

Acknowledgements	4
Open Data: “If You Build It, Will They Come?”	5
Six Steps to Assess and Segment Open Data Demand	7
· STEP 1: Taking Stock	8
Description	9
Why It’s Important	9
Considerations and Template	10
Other Resources	11
Example: The Open Data Ecosystem in Costa Rica	11
· STEP 2: Prioritizing the Problem Area and Possible Use of Open Data	14
Description	15
Why It’s Important	15
Considerations	16
Open Data’s Impact	17
Template	18
Example: Prioritizing Problems Related to the Housing Crisis in U.S. Cities	18
· STEP 3: Formulating Questions	20
Description	21
Why It’s Important	21
Considerations	22
Template	22
Example: Costa Rica Climate Change and Environmental Degradation Key Questions	22
· STEP 4: Segmenting Stakeholders	26
Description	27
Why It’s Important	27

Considerations	28
Template	28
Example: Costa Rica Climate Change and Environmental Degradation Constituency Mapping	29
• Step 5: Assessing Readiness and Impact	32
Description	33
Why It's Important	33
Considerations	34
Template	34
Example: Costa Rica Climate Change and Environmental Degradation Readiness Matrix	34
• STEP 6: Matching Demand	36
Description	37
Why It's Important	37
Considerations	38
Template	38
Appendix 1: Open Data Demand Assessment Templates	40
Appendix 2: Periodic Table of Open Data Elements	47

Acknowledgements

This report and methodology would not have been possible without the support and expert guidance from our collaborators at the Inter-American Development Bank, particularly Arturo Munte-Kunigami and Florencia Serale, as well as key officials within the Viceministerio de la Presidencia of Costa Rica. In addition, Hannah Pierce, Michele Winowatan, and Andrew J. Zahuranec provided crucial research assistance for which we are grateful. Finally, thank you to the experts and practitioners from Costa Rica who shared invaluable insight during our workshop aimed at aligning the supply of and demand for open data related to climate change and environmental degradation: Emilia Umaña Acosta, Maria José Álvarez, Oscar Andreoli Karen Araya, Jorge Umaña Cubillo, David Gómez, Manuel Guerrero Hernández, Ana Lucía Moya, Jessica Roccard, and Jairo Quiros Tortos.

Contacts

Interested in learning more or applying the methodology in your country or city?

Contact Stefaan Verhulst at stefaan@thegovlab.org.

Open Data: “If You Build It, Will They Come?”

WHY WE NEED A METHODOLOGY

Around the world, significant time and resources are being invested in making government data accessible to all with the broad goal of improving people’s lives. The 2016 [Open Data Barometer](#) found that 79 out of 115 countries examined have an open data portal. As of September 2017, [Data.gov](#), the United States’ open data portal, provides access to 302,614 datasets. Meanwhile, [54 countries](#) around the globe have adopted the [International Open Data Charter](#).

Evidence of [open data’s impact](#)—improving governance, empowering citizens, creating economic opportunity, and solving public problems—is emerging and is largely encouraging.

Yet much of the potential value of open data remains untapped, in part because we often do not understand who is using open data or, more importantly, who is not using open data but could benefit from the insights it may generate. By identifying, prioritizing, segmenting, and engaging with the actual and future demand for open data in a systemic and systematic way, practitioners can ensure that open data is more targeted.

We know that we cannot simply focus on releasing open data, nor can we build a portal without understanding its possible uses and demand. Yet, we often do just that. Understanding and meeting the demand for open data can increase overall impact and return on investment of public funds.

WHO THE METHODOLOGY IS FOR

In what follows, we provide open data policymakers and practitioners with an approach for identifying, segmenting, and engaging with demand. This process specifically seeks to empower data champions within public agencies who want to improve their data’s ability to improve people’s lives.

WHAT THE METHODOLOGY IS NOT MEANT FOR

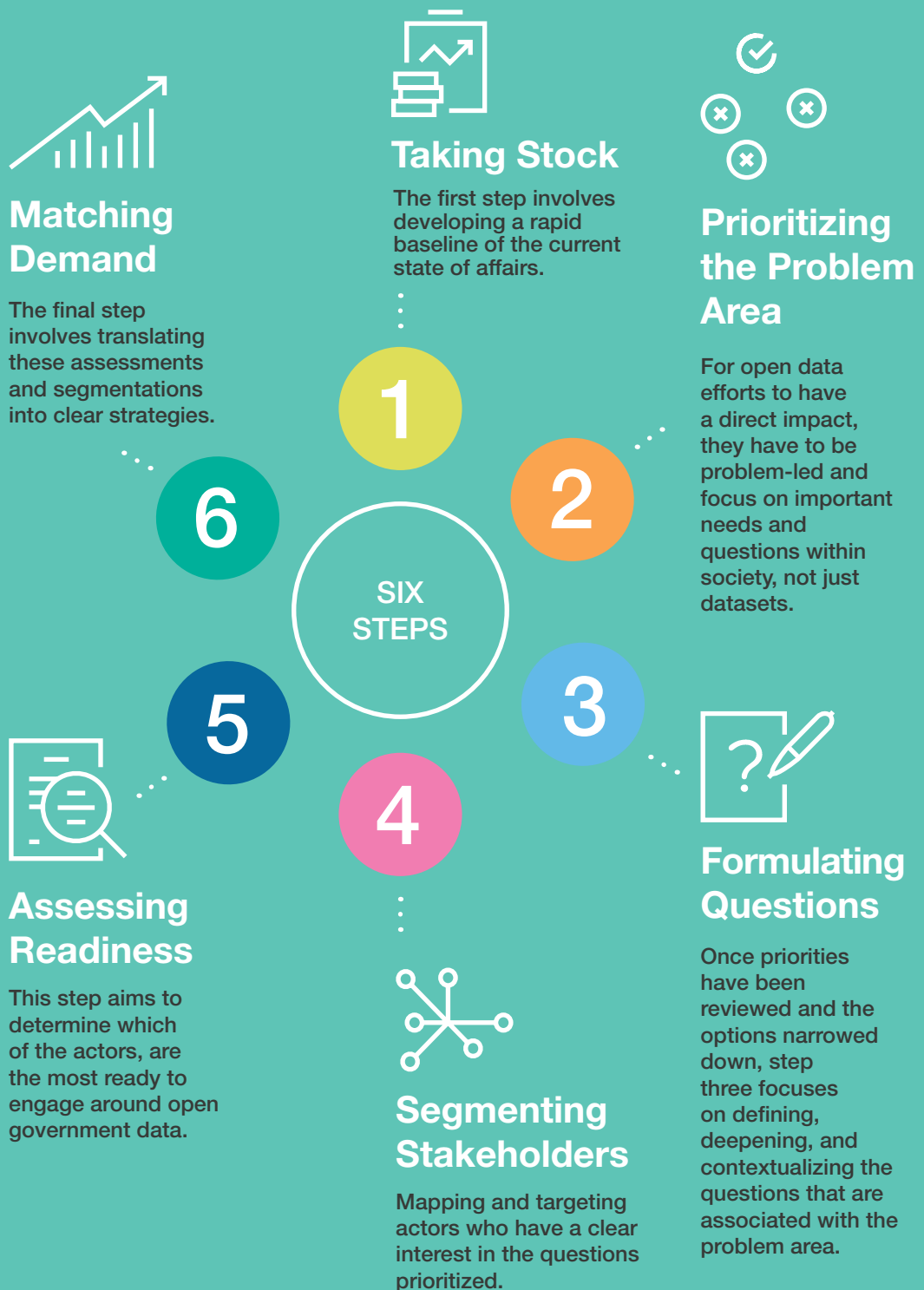
In implementing our methodology, we learned that assessing demand is often confused with critiquing current open data efforts. Our methodology is not meant to assess current performance. Using a customer-centric and demand-driven strategy, it instead seeks to enable organizations to increase the value of their work.

HOW WE DEVELOPED THE METHODOLOGY

We narrowed our methodology to just six steps to enable open data champions to repeatedly map current and future demand for open data within their country or city. [Previous work](#) examining the global impacts of open data at the GovLab and a six-month, hands-on project with the Inter-American Development Bank informed this methodology.

This latter project was a collaboration with the Vice Ministry of the Presidency of Costa Rica to fine-tune and experiment with the emerging methodology. In what follows, we include some examples of the exercise in a manner that doesn't disclose sensitive or operational details. The methodology was subsequently updated to reflect the lessons learned and, as such, the examples may not always fully match the enhanced templates we present later in the document.

Six Steps to Assess and Segment Open Data Demand



STEP 1

Taking Stock

.....





The first step is taking stock and developing a baseline of the supply, use, and impact of open data in a particular country or city. Using this information, officials should also specify their expectations and goals moving forward.

.....

Why It's Important

A baseline can help identify priorities and establish indicators to measure improvements over time. It is essential to project or product management.



Considerations and Template

Issues to consider when developing a baseline prior to assessing demand for open data include:

TOPIC	METRICS	GOALS
Scope and scale of the supply of open data	How are datasets made available? How many datasets are available? How well do they perform against objectives?	What goal do practitioners hope to achieve by opening datasets? When do they want to achieve their goal?
Demand and use of open data	What is known about demand for or use of data made open? Are instructive examples available? What are common data requests on the government feedback platform? What is the current state of “freedom of information” requests?	Any goals with regard to reaching users?
Impact of open data vis-a-vis priorities	What is known about the impact of open data on: <ul style="list-style-type: none">- improving governance,- empowering individuals,- creating economic opportunity, and- solving public problems?	What specific societal priorities should be targeted?



Other Resources

The GovLab’s [Periodic Table of Open Data](#) provides a template to develop a more detailed baseline by documenting the enabling conditions and disabling factors that often determine the impact of open data initiatives. The 27 elements in the Periodic Table are organized within five central issue categories—Problem and Demand Definition, Capacity and Culture, Governance, Partnerships, and Risks—that are likely to either enable or disrupt the success of open data projects when replicated across countries. Learn more at odimpact.org.

Example: The Open Data Ecosystem in Costa Rica

This broad mapping provides a snapshot of Costa Rica’s open data ecosystem. This type of high-level assessment can inform how officials consider opportunities, challenges, and priority areas when assessing and segmenting the demand for open data.

The example does not fully reflect the above approach as it was based on a previous iteration of the template. Still, it illustrates the type of insights that can help develop a baseline.

TOPIC	METRICS
Supply of open data	<p>Most of Costa Rica’s data for 2016 was available through the National Institute of Census and Statistics (Instituto Nacional de Estadística y Censos, or INEC), and the new open data website (Datos Abiertos Costa Rica), which provides links to agency datasets. However, the progress of open data development in Costa Rica is stagnant. The country still ranks poorly according to multiple international open data benchmarks, such as the following:</p> <ul style="list-style-type: none">• The Global Open Data Index, which rates Costa Rica 23% open, 64th internationally, with 0% of their data “fully” open, defined as “open data and content [that] can be freely used, modified, and shared by anyone for any purpose.”



- The [Open Data Barometer](#), which gave Costa Rica a score of 20 out of 100, or 71st internationally. Research conducted for the Open Data Barometer for 2015 and 2016 found that in terms of “readiness” to successfully secure positive outcomes from open data, government policies were 33% ready, while government action showed 20% readiness. Citizens and civil rights were 41% ready, while private businesses were 15% ready.
- [Open Data Watch](#), which scored Costa Rica 52 out of 100 for 2017 and ranked it last of 8 Central American countries. Of the social, economic, and environment data categories, Costa Rica’s openness and coverage score is highest in the environment category, with a score of 25 out of 100.

Demand
and use of
open data

Some exemplary uses of open data in Costa Rica include:

- Civil Society Organizations:
 - [Por mi Barrio](#), a community engagement and citizen-reporting platform of the [Citizen Center for Studies for an Open Society](#) (Asociación Centro Ciudadano de Estudios para una Sociedad Abierta, or ACCESA).
 - [Opening Data Costa Rica, Citizen Initiative to Open Data](#) (Organización Abriendo Datos Costa Rica’s [Atisbando el bus](#)) is a prototype transport application built on evidence and community feedback on current challenges in the transportation system.
- Media and journalists:
 - The newspaper La Nación’s [La Nación Data](#), a news site that provides election data for the public.
- Government:
 - [Public Services Regulatory Authority](#) (Autoridad Reguladora de los Servicios Públicos, or ARESEP) runs [Estaciones CR](#), which allows fuel users to check if a service station has reported faults in ARESEP quality controls.
 - ARESEP also maintains [Transporte CR](#), an app to consult the rates of public transport, bus, and train modality. Users can also report anomalies in the collection of the authorized rate in these services.



- The Curridabat municipal government, which maintains an open data platform, [Municipalidad de Curridabat](#).
- The [Global Biodiversity Information Facility \(GBIF\)](#), which is “an international network and research infrastructure funded by the world’s governments and aimed at providing anyone, anywhere, open access to data about all types of life on Earth.” Costa Rica has among the richest biodiversities in the world, containing nearly 6% of the world’s biodiversity despite only accounting for 0.03% of the earth’s surface. That biodiversity makes the GBIF an important data source for Costa Rica’s environmental policies and initiatives.

Impact of
open data
vis-a-vis
priorities


The [OECD](#) public governance review identifies the following as Costa Rica’s policy priorities:

- Human rights and democracy
- Economic growth
- Social development and living conditions
- Education, environment protection, and health

STEP 2

Prioritizing the Problem Area and Possible Use of Open Data

.....





The second step focuses on how to align open data demand with specific priorities, needs, and questions within a society, not just finding potential users of existing datasets. It also involves identifying and prioritizing how open data could address selected problem areas.

.....

Why It's Important

As with most public goods, demand for open data may be infinite yet the supply of resources is constrained. To ensure the greatest social return on investment with the resources available, it is important to have a sense of what societal problems are considered priority areas and what possible uses of open data to address that problem area could be most effective.



Rather than focusing on releasing datasets, government data holders should consider what types of questions could be answered through an open data-driven effort and, subsequently, what constituencies would benefit from having those questions answered.

Considerations

Step 2 involves prioritizing specific problems, questions, and needs in society, such as climate change, economic inequality, housing, or human mobility. Ideally, such a prioritization of the problem space should be:

- Developed in a participatory manner; and
- Reflect political realities, practical constraints, and a sense of urgency.

Yet, officials should not just prioritize a problem area but also describe (and prioritize) the ways open data could be used to address that societal priority.

Previous research documents show how open data can address societal challenges and create public value by:

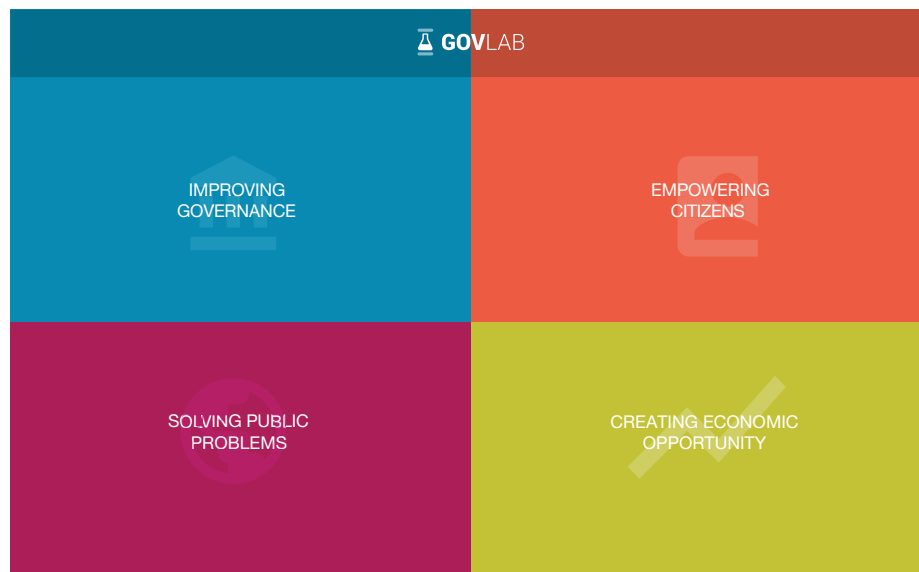
- Improving Governance
 - Increasing institutional transparency and accountability of government agencies and officials; and
 - Enhancing policy development and public service delivery.
- Empowering Citizens
 - Providing for more informed decision-making among citizens; and
 - New forms of social mobilization.



- Creating Economic Opportunity
 - Fostering innovation; and
 - Promoting economic growth.
- Solving Public Problems
 - Providing more data-driven assessments and situational analysis; and
 - Enabling more data-driven engagement.

Open Data's Impact

Open data is changing the world in four ways.



Learn more at odimpact.org



Template

Open Data Value Propositions

How Using Open Data Can Address the Problem Area

IMPROVING GOVERNANCE

- Does open data increase institutional transparency and accountability?
- Does open data enhance policy development and service delivery?

EMPOWERING CITIZENS

- Does open data inform decision-making?
- Can open data support new forms of social mobilization?

CREATING ECONOMIC OPPORTUNITY

- Does open data foster innovation?
- Does open data promote economic growth?

SOLVING PUBLIC PROBLEMS

- Can open data enable better data-driven assessments and situational analyses?
- Does open data enable more data-driven engagement?

Example: Prioritizing Problems Related to the Housing Crisis in U.S. Cities

To demonstrate how this process works, the following sample table describes how open data could address a problem like fair and affordable housing in U.S. cities.

Problem priority: Housing Crisis in U.S. Cities

Open Data Value Propositions

How Using Open Data Can Address the Problem Area

IMPROVING GOVERNANCE

- Data-driven enforcement
 - Improved handling of delinquent landlords, illegal conversions, etc.
 - Demand for repairs



- Improved allocation and access to housing
 - Shelter placement
 - Affordable housing availability

EMPOWERING CITIZENS

- Improved navigation of the housing market
 - Rating landlords
 - Real estate availability and options
 - Cost of living/property taxes/quality of life
 - Apartment rental information

CREATING ECONOMIC OPPORTUNITY

- Market trends analysis
- Data for capital improvements


SOLVING PUBLIC PROBLEMS

- Increased awareness of safety conditions
 - Code compliance (e.g., gas lines)
 - Crime/violence mapping
- Data-driven resiliency
 - Environmental impact reporting
 - Coastal flooding resilience

STEP 3

Formulating Questions

.....





Once officials review their priorities and narrow down their options, step three calls for them to define, deepen, and contextualize the key questions driving the problem area.

.....

Why It's Important

Open data is a societal asset but is only valuable if used constructively and appropriately to answer the questions that matter to those with the ability to create public value using data. By spending considerable time and effort formulating key questions, officials can better address those needs.



Considerations

At this stage, officials might find it important to assess the supply of data that is currently open or could be made accessible as it relates to newly identified questions to ensure that relevant data is or could be made open.

Template

Open Data Value Propositions	Questions
IMPROVING GOVERNANCE	<ul style="list-style-type: none">• Increasing institutional transparency and accountability• Enhancing policy development and service delivery
EMPOWERING CITIZENS	<ul style="list-style-type: none">• More informed decision-making• New forms of social mobilization
CREATING ECONOMIC OPPORTUNITY	<ul style="list-style-type: none">• Fostering innovation• Promoting economic growth
SOLVING PUBLIC PROBLEMS	<ul style="list-style-type: none">• More data-driven assessments and situational analysis• Enabling more data-driven engagement

Example: Costa Rica Climate Change and Environmental Degradation Key Questions

This table articulates several key questions formulated through research and multi-stakeholder outreach and interviews in Costa Rica. It provides an example of the types of questions that matter most in addressing climate change and environmental degradation.

Open Data Value Propositions	Climate Change and Environmental Degradation Questions
IMPROVING GOVERNANCE	<p><i>Increasing Institutional Transparency and Accountability</i></p> <ul style="list-style-type: none">• How can civil society and other non-governmental actors promote institutional transparency and accountability on:<ul style="list-style-type: none">– Tracking <u>illegal logging</u> and <u>fishing practices</u>, and increasing accountability of enforcement actions?



- Visibility into the functioning, budgets, and contracting of relevant environmental ministries?
- Oversight and scrutiny of government’s compliance with commitments on carbon neutrality?

- Can stakeholders from different sectors collaboratively develop indicators of success and progress against environmental goals, institutional objectives, and government commitments (e.g., the Sustainable Development Goals)?

Enhancing Policy Development and Service Delivery

- How can data fill gaps in environmental policy-making as it relates to:
 - Carbon emission rates?
 - Rate of forestation/deforestation?
 - Regional biodiversity?
 - Positive and negative impacts of ecotourism?
 - Water management?
- How can subnational environmental services (e.g., at the county level), such as water management, be improved in an evidence-based manner?
- How can environmental data collection infrastructure at the subnational government level be established or improved?
- How can urban planning decision-making, particularly in San José, be made more sustainable and forward-thinking?

EMPOWERING CITIZENS

More Informed Decision-Making

- How can grassroots organizations move toward more sustainable practices, such as increasing community cycling and reducing reliance on motor vehicles?
- How can citizens be prepared for potential climate-related weather crises?

New Forms of Social Mobilization

- How can citizen engagement and advocacy be fostered and channeled effectively in areas such as:
 - Illegal logging, overfishing, and irresponsible farming?



- Population distribution and use of protected areas?
 - “Responsible farming” techniques and other eco-initiatives driven by communities?
 - Conservation resources and capacity for supporting volunteerism?
- How can citizens play a greater role in monitoring the success or failure of green businesses in reducing carbon emissions?

CREATING ECONOMIC OPPORTUNITY

Fostering Innovation

- How can sustainable farming practices, whether they pertain to land, water, or other natural resource use, be supported and made more effective?
- How can data empower upstream landowners interested in experimenting with sustainable, precision farming?
- How can smallholder farms navigate shifts in precipitation and temperature levels?
- What strategies could most effectively foster economic development in the renewable energy sector?

Promoting Economic Growth

- How can ecotourism infrastructure be bolstered while minimizing harmful land use effects?
- How can rural community tourism and its positive economic impacts be supported and expanded?
- Can new jobs be created using evidence-based sustainable fishing and logging practices?

SOLVING PUBLIC PROBLEMS

More Data-Driven Assessments and Situational Analysis

- How can greenhouse gas emissions be reduced in important agricultural industries, such as coffee?
- How can Costa Rica continue its evolution as a green energy standard-bearer?



- What is the optimal approach for providing environmental evidence for researchers, advocates, and local residents?
- How can stakeholders more effectively assess the impacts of current environmental issues—such as the impacts of water security, irresponsible farming, and deforestation—on the exacerbation of upstream water pollution?
- How can practitioners more effectively evaluate the impacts of new environmental experiments and pilot projects, such as sanitizing water from flood rains and reintroducing it to needy waterways and drinking supplies?
- How can targeted efforts be crafted to avoid negative impacts of sea level rise on drinking water supply?
- How can environmentalists track the adaptation of wetlands and other ecological areas resulting from changes in climate?


Enabling More Data-Driven Engagement

- How can targeted advocacy and conservation initiatives be developed related to:
 - Wildlife population, behavior, movement, and habitat quality?
 - Air quality?
 - Greenhouse gas emissions?
 - Poaching prevention?
 - River and ocean surveillance to combat illegal fishing and marine waste?
- How can disaggregated environmental information be collectively assessed and analyzed to inform civil society interventions, targeted partnerships, and problem-solving efforts related to:
 - Soil erosion prevention?
 - Regions with value in terms of biodiversity, tourism, and country history (e.g., Monteverde cloud forest)?
- How can preparation and resiliency efforts for potential, climate change-related natural disasters achieve better outcomes?

STEP 4

Segmenting Stakeholders

.....





Mapping the universe of actors who have a clear interest in answering the questions identified using open data allows data holders to segment and target demand around problems and questions.

.....

Why It's Important

Taking a more question and problem-driven approach to stakeholder segmentation helps officials avoid open data release and engagement efforts targeted exclusively at the organizations that are already benefiting from open data. While those voices are important, determining who has a mission to address the prioritized problems and questions can help broaden the scope and scale of potential open data users.



Considerations

Actors can be segmented according to their relation to the policy questions and subsequent answers to them. Some organizations have a clear responsibility or stated mission to address the problem. Other actors can act on the answers or might directly benefit from solving the problem.

Template

Guiding questions that could help officials complete the mapping exercise include:

- What government bodies or intermediaries are responsible for addressing the problem or providing services? What are their priorities and needs?
- What private actors (including civil society, academia, community groups, and industry) and advocacy groups are focused on the problem area? Who represents their constituencies and main funders?
Who makes up the affected user base?
- What experts, including think tanks and academics, are working in the space?

Open Data Value Propositions	Key Actors
------------------------------	------------

IMPROVING GOVERNANCE	Government Private Sector (including civil society, academia, community groups, and industry) Other
----------------------	---

EMPOWERING CITIZENS	Government Private Sector Other
---------------------	---------------------------------------



CREATING
ECONOMIC
OPPORTUNITY

Government
Private Sector
Other

SOLVING PUBLIC
PROBLEMS

Government
Private Sector
Other

Example: Costa Rica Climate Change and Environmental Degradation Constituency Mapping

This table, showing important stakeholders in Costa Rica interested in addressing climate change and environmental degradation, shows how officials can segment actors. This constituency mapping considers actors in the public and civil sectors that could improve governance, empower citizens, create opportunity, and solve public problems through the more effective use of open climate data.

Open Data Value
Propositions

Climate Change and Environmental
Degradation Questions

IMPROVING
GOVERNANCE

- Government
- [Ministry of Environment and Energy](#) (Ministerio de Ambiente y Energía, or MINAE)
 - [National System of Conservation Areas](#) (Sistema Nacional de Áreas de Conservación, or SINAC)
- Private Sector (including civil society, academia, community groups, and industry)
- [INBio: National Biodiversity Institute of Costa Rica](#)
 - [Tropical Agricultural Research and Higher Education Center](#) (Centro Agronómico Tropical de Investigación y Enseñanza, or CATIE)
 - [Organization for Tropical Studies](#)
 - [Nationally Appropriate Mitigation Actions \(NAMA\) Cafe](#)
 - [CRUSA \(Costa Rica - USA\) Foundation](#)
 - [Inter-American Development Bank](#)



EMPOWERING CITIZENS

Government

- [MINAE](#)
- [Ministry of Health](#) (Ministerio de Salud, or MinSalud)
- [Ministry of Transport and Public Works](#) (Ministerio de Obras Públicas y Transportes, or MOPT)

Private Sector

- [BiciBus](#)
- [Fundacion Neotropica](#)
- [Association of Volunteers for Service in Protected Areas](#) (Asociación de Voluntarios para el Servicio en Areas Protegidas, or ASVO)
- [Corcovado Foundation](#)
- [Friends of the Earth Costa Rica](#) (Coecoceiba Amigos de la Tierra Costa Rica)
- [Earth Charter Initiative](#)
- [Costa Rican Organic Agriculture Movement](#) (Movimiento de Agricultura Orgánica Costarricense, or MAOCO)
- [GIZ Office: Costa Rica](#)
- [Nosara Civic Association](#)
- [Costa Rica Bird Observatories](#)

CREATING ECONOMIC OPPORTUNITY

Government

- [FONAFIFO](#)
- [Ministry of Agriculture and Livestock](#) (Ministerio de Agricultura y Ganaderia, or MAG)

Private Sector

- [The Nature Conservancy's subsidiaries](#)
 - [Water Fund](#) (Agua Tica)
 - [Indigenous Eco Tourism Network](#)
- [Monteverde Conservation League](#)
 - [Children's Eternal Rainforest](#)
- [Global Open Data for Agriculture & Nutrition](#) (GODAN)
- [Conservation Community Association of Alternative and Rural Tourism](#) (Asociación Comunitaria Conservacionista de Turismo Alternativo y Rural, or ACTUAR, Costa Rica)



SOLVING PUBLIC PROBLEMS

Government

- MINAE
 - SINAC
- MinSalud

Private Sector

- NAMA Cafe
- Osa Conservation
- INBio
- Foundation Keto
- Conservation International
- The Nature Conservancy
- Center for Urban Sustainability (Centro Para la Sostenibilidad Urbana, or CPSU)

STEP 5

**Assessing
Readiness
and Impact**

.....





At this step, officials should assess demand in terms of readiness and impact. In other words, they should ask which of the actors, segmented above, would most effectively use the datasets if the data was made open.

This assessment can be achieved by adding the actors to a matrix according to their:

- Capacity to analyze data; and
- Potential to impact the prioritized problem area.

.....

Why It's Important

An assessment of readiness can help identify both gaps and opportunities, informing:

- Who to engage with first to gain rapid results and impact;
- How to align existing resources with gaps in capacity; and
- What roles each actor can play in leveraging open data to address key questions that, if answered, could help address priority problem areas.



Considerations

Assessing from a distance an organization's technical capacity and potential to impact a situation over the short term can be challenging. While the readiness assessment will need to be driven somewhat by proxy analysis and desk research, the following questions can help provide some insight into an organization's readiness:

- Are resources limited, such as overall staffing or data capacity?
- Does the entity exhibit a clear focus on addressing the problem under consideration in the targeted region?
- Are human capital and other resources available to act on insights generated through the data?

Template

	Long-Term Potential Impact	Short-Term Potential Impact
HIGH DATA CAPACITY		
LIMITED DATA CAPACITY		

Example: Costa Rica Climate Change and Environmental Degradation Readiness Matrix

The following matrix shows how previously identified actors can be assessed within the context of addressing climate change challenges using open data.



Long-Term Potential Impact

Short-Term Potential Impact

High Data Capacity

- GODAN – This global network has the potential to create a large global impact for agriculture. Despite its high data capacity, however, its international focus renders it somewhat less likely to create immediate on-the-ground impacts in Costa Rica compared to other actors doing dedicated work in the country.

- NAMA Cafe – A coffee farming practice involving minimum carbon emission that is based on NAMA, which is a recommendation of COP 2007.
- Fundacion Neotropica – One of the oldest environmental organization in Costa Rica. It contributes to sustainable development by conducting and disseminating research to promote science-based efforts to protect the environment.
- CPSU - An organization that works to create more inclusive and sustainable cities through research, action, advocacy, and capacity building.

Limited Data Capacity

- CATIE – A global organization with a broad mission—contributing to the “sustainable growth of communities” — CATIE’s capacity and potential for impact is more globally distributed because of its relatively small footprint in Costa Rica.

- BiciBus – Working to make San José a more bike-friendly and low-emission city but with a small team that would benefit from additional data science capacity.
- CRUSA – Building on Costa Rica’s previous relationship with the U.S. Agency for International Development, CRUSA is a philanthropic organization that can create significant impact by giving grants in priority areas like water resource management and energy efficiency, even though it does not directly use data to address these issues in the same way as other identified actors.

STEP 6

Matching Demand

.....





The final step is finding ways to address the identified demand. Officials can address demand by translating their assessments and segmentations into clear strategies for:

- Improving the supply of open data to match demand;
- Targeting and engaging actors representing the demand side;
- Collaboratively leveraging open data to answer the most important questions relevant to the problem at hand; and
- Creating new public value and positively affecting the identified societal problem.

.....

Why It's Important

Assessing and segmenting the demand for open data as it relates to particular problems and questions can enable the design of more targeted and effective engagements with relevant actors. Rather than open calls for input (which also have value) or hackathons with those who are regularly engaged, this methodology helps design engagements with a more diverse and potentially impactful group of current and potential open data users.



Considerations

Engagement and approaches for matching supply and demand, co-created with actors representing the demand side, could include data collaboratives, where data and data science expertise is exchanged across sectors.¹ It could also include open innovation challenges, public events, or open data education programs.

Template

The following table explains how practitioners might match demand within the context of a hypothetical project targeting affordable housing in the United States. It includes actions that project leads might take.

Step	Things to do
1. AUDIT DATA	In an effort to match supply and demand around housing crisis open data, compare existing open datasets from across agencies with the types of information needed to answer priority questions surfaced earlier in the methodology.
2. CONSIDER THE POLITICAL ECONOMY	Prior to engaging with the demand for housing data, assess political considerations and sensitivities to ensure that the matching exercise is well-positioned to navigate politically fraught topics.
3. ENGAGE AGENCIES HOLDING THE DATA	Coordinate with housing policy experts at relevant agencies to ensure that the engagement's structure is consistent with the datasets available and with government priorities and that it is consistent with relevant efforts to address the housing crisis in the works.



¹ More information on Data Collaboratives can be found at <http://datacollaboratives.org/>.



4. ASSESS DATA QUALITY AND RELEVANCE

Work closely with agency stakeholders, an upfront consideration of the quality of available datasets, and their relevance for key housing questions to ensure that engagement with the demand side is positioned for success.

5. BRING DATA EXPERTISE TO THE TABLE

Involve data experts within agencies working to address the housing crisis as well as high-capacity data users from the local software and programming community, to ensure engagement can practically address opportunities and challenges.

6. PREPARE DATA

Work with identified data experts from the housing space and undertake a data preparation effort involving data cleaning, consolidation, and augmentation to align the engagement with demand.

7. SHARE ANALYSES WITH STAKEHOLDERS

During the outreach stage, share the products of the data audit and quality assessment with stakeholders to sync expectations and enable pre-event ideation.

8. ORGANIZE ENGAGEMENT(S) BRINGING TOGETHER SUPPLY AND DEMAND

Armed with the insights gained throughout the implementation of this methodology, design and facilitate a workshop with government representatives working to address the housing crisis as well as open data champions and identified demand-side actors in a knowledge-sharing and brainstorming process to better align supply and demand and develop new approaches for the housing crisis.

APPENDIX 1:

Open Data Demand Assessment Templates

.....

STEP 1: Taking Stock

TOPIC	METRICS	GOALS
..... Scope and scale of the supply of open data		
..... Demand and use of open data		
..... Impact of open data vis-a-vis priorities		

STEP 2: Prioritizing the Problem Area

OPEN DATA VALUE PROPOSITIONS	HOW USING OF OPEN DATA CAN ADDRESS THE PROBLEM AREA
<p>Improving Governance</p> <ul style="list-style-type: none">• Does open data increase institutional transparency and accountability?• Does open data enhance policy development and service delivery?	
<p>Empowering Citizens</p> <ul style="list-style-type: none">• Does open data inform decision-making?• Can open data support new forms of social mobilization?	
<p>Creating Economic Opportunity</p> <ul style="list-style-type: none">• Does open data foster innovation?• Does open data promote economic growth?	
<p>Solving Public Problems</p> <ul style="list-style-type: none">• Can open data enable better data-driven assessments and situational analyses?• Does open data enable more data-driven engagement?	

STEP 3: Formulating Questions

Open Data Value Propositions

IMPROVING GOVERNANCE

- Increasing institutional transparency and accountability
- Enhancing policy development and service delivery

EMPOWERING CITIZENS

- More informed decision-making
- New forms of social mobilization


CREATING ECONOMIC OPPORTUNITY

- Fostering innovation
- Promoting economic growth


SOLVING PUBLIC PROBLEMS

- More data-driven assessments and situational analysis
- Enabling more data-driven engagement

STEP 4: Segmenting Stakeholders



STEP 5: Assessing Readiness and Impact



STEP 6: Matching Demand

Steps	Strategy and Lessons Learned
1. AUDIT DATA	
2. CONSIDER THE POLITICAL ECONOMY	
3. ENGAGE AGENCIES HOLDING THE DATA	
4. ASSESS DATA QUALITY AND RELEVANCE	
5. BRING DATA EXPERTISE TO THE TABLE	
6. PREPARE DATA	
7. SHARE ANALYSES WITH STAKEHOLDERS	
8. ORGANIZE ENGAGEMENT(S) BRINGING TOGETHER SUPPLY AND DEMAND	

APPENDIX 2:

Periodic Table of Open Data Elements

.....

Based on existing literature and case studies, The GovLab developed a Periodic Table of Open Data Elements detailing the enabling conditions and disabling factors that often determine the impact of open data initiatives. Although the importance of local variation and context is, of course, paramount, current research and practice shows that the elements included in five central issue categories—Problem and Demand Definition, Capacity and Culture, Governance, Partnerships, and Risks—are likely to either enable or disrupt the success of open data projects when replicated across countries.

The table can also be used as a checklist to either establish a baseline of the current state of open data or assess readiness.

More information at <http://odimpact.org/periodic-table.html>.

Problem and Demand Definition	Capacity and Culture		Governance		Partnerships	Risks	
U User Research						Pr Privacy Concerns	
C Causes and Context	Di Data Infrastructure			Od Open by Default	Dh Data Holders	Ds Data Security	
Rf Refinement	Pu Public Infrastructure	Se Skills & Expertise			Fi Freedom of Information	I Intermediaries	Dm Poor decision-making due to faulty information
Bg Benefit and Goals	Lp Tech Literacy & Internet Penetration	Fl Feedback Loops	M Performance Metrics	Dq Data Quality	De Domain Experts	Pa Entrenching power asymmetries	
Da Data Audit and Inventory	Rb Cultural/ Institutional Roadblocks	Rs Resource Availability & Sustainability	Rm Risk Mitigation	R Responsiveness	Co Collaborators	Ow Open washing	





DATA+ Demand

