



Manuel Orozco
February 15th, 2008

MIF
FOMIN

Inter-American Development Bank

Toward the Mainstream: current trends and dynamics of remittances to Latin America and the Caribbean
Manuel Orozco, February, 2008

This paper seeks to point out to four key issues related to the current trends of money transfers: the problems of lack of banking access despite a demand for financial services, lessons learned when financial intermediation exists, current dynamics in the remittance environment, including problems with account closings. Remittance transfers are one of the manifestations of contemporary transnational family ties and foreign labor mobility. Beyond the large volumes that are sustaining millions of families, these flows contribute to increase savings among recipient households, and in turn strengthen financial institutions and a country's economy. With appropriate policy tools the impact of these flows will have potential development implications in the countries where these flows are arriving and can help mitigate any new challenges.

I) Remittance transfers and lack of financial access: an urgent challenge

Migration and remittances are increasingly gaining attention in public opinion and policy spheres. According to a survey conducted by Zogby Poll in January 2008, 21 percent of people in the United States have sent money or know someone who has sent money abroad. This percent clearly increases among Hispanics and Asians, and people of other races, pointing to the relationship between ethnicity and country of origin. Similarly, those who have traveled abroad are more likely to say they sent or know someone who sent remittances.

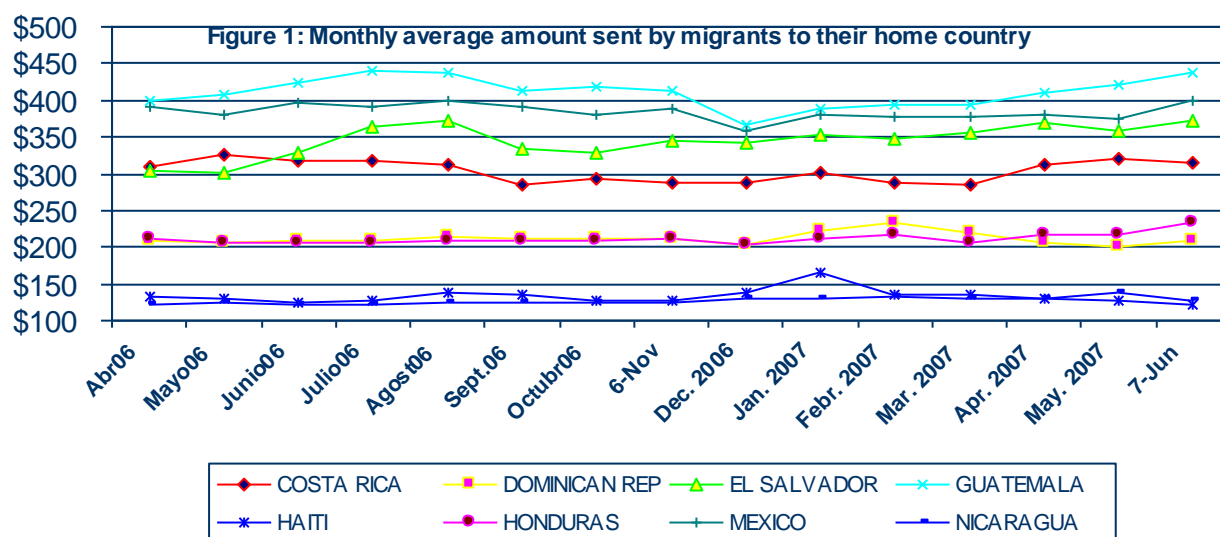
Table 1: People who have sent money or know someone who sent to family members living abroad

Race	Remits or know someone who did
White	16%
Hispanic	42%
African American	21%
Asian	45%
Other	56%
Has visited Latin America	24%
Has not visited, but I would like to	20%
Has not visited, and has no interest to do so	11%

Source: Zogby International. Zogby poll on U.S. perceptions toward Latin America, 2008.

But overall, it is migrants and their families the main protagonists of international money transfers, although their practices are increasingly becoming known across sectors and groups. Migrants are predominantly low income and financially disenfranchised with little access to the banking system.

However, in order to fulfill their family obligations, they remit relatively fixed amounts of money [Figure 1] that reflect their home country's cost of living, which varies across Latin America and the Caribbean, and often represent 20 percent or more of their income earned in the United States (Orozco 2008).



Source: External Compliance Officer. 2007.

Furthermore, the obligation to remit benefits everyone if migrants both have access to banking financial institutions (in the United States and their home country), and when they improve their legal status: Most migrants owning bank accounts send higher amounts, and invest in businesses back home. Moreover, most naturalized citizens who remit send more money back home. However, financial access is still very low among migrants in the U.S. See Table 2.

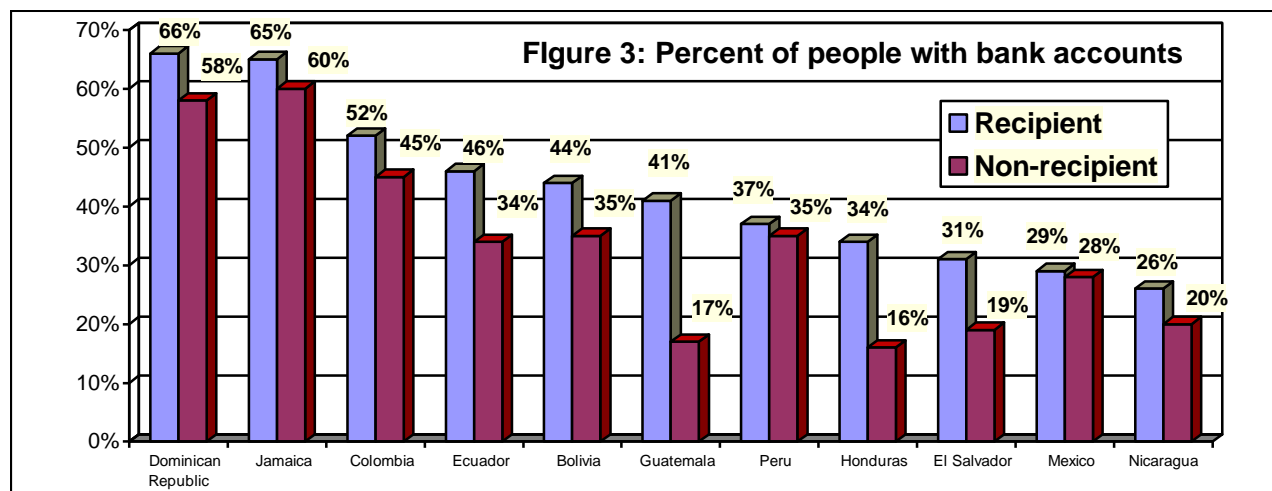
Table 2: Remittances, banking and citizenship status

	Amount Sent (\$)	(%) of all remitters
Owns checking account in home country	561	1
Has bank accounts in both countries	499	4
Has saving accounts in both countries	418	6
Owns a savings account in the home country	369	4
Remitter is naturalized U.S. citizen	342	19
Remits through banks	332	11
Owns checking account in the U.S.	267	30
Average remittance sent by all migrant remitters	265	
Owns savings account in the U.S.	254	31
Remits through money transfer companies	252	87

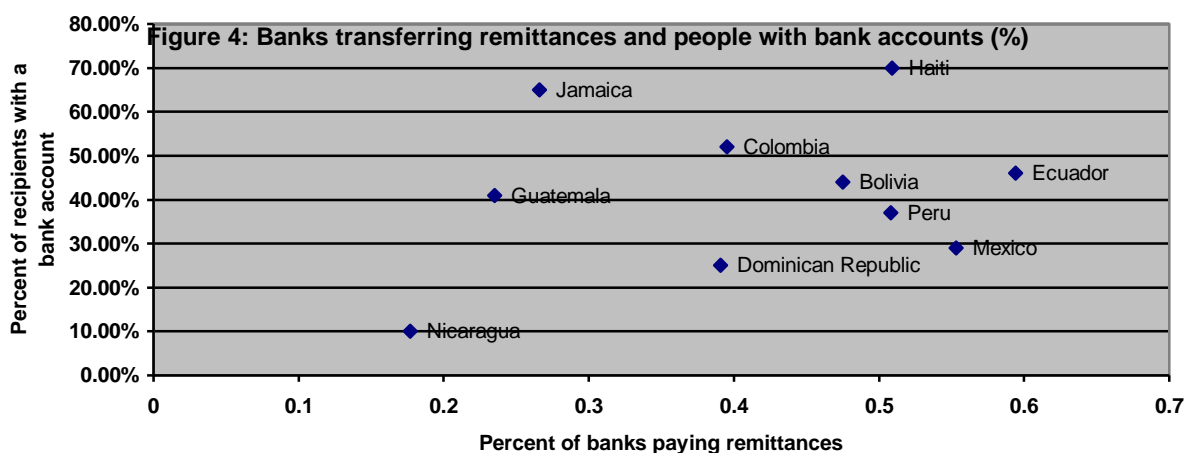
Source: Orozco, Manuel. Survey of Latinos remitting to Latin America, July 2007.

Although the earnings received by families allow them to stay out of poverty and contribute significantly to build assets, as with migrants, receiving families are also financially out of the mainstream. Yet, the more transfers they collect, the higher the number of families with income that they can consider saving. They are more likely to take on bank accounts as well as other financial obligations (Orozco 2007).

Financial access is incipient if not low. Although the percent of recipients with bank accounts is higher than among non recipients, the number of people with bank accounts is low, below 30%. Moreover, despite that banks pay most transfers of remittances there is poor financial intermediation among these institutions [Figure 3; Figure 4].



Source: Multilateral Investment Fund. Nicaragua: Elaborated by author from survey of remittance recipients in Nicaragua. 2008.

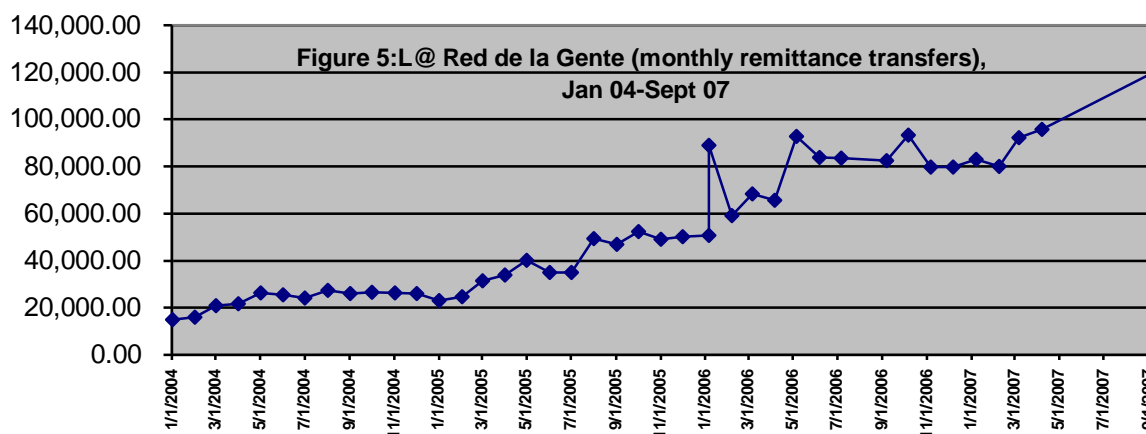


Source: Inter-American Dialogue, 2007.

II) When the supply meets the demand: leveraging remittances to promote financial access

There are exceptions to the lack of financial access, showing that when the supply of financial services caters to the demand of remittance recipients, financial access increases and the local economy benefits. For example, in rural areas in Mexico with high migration where banking institutions are not available, rural banks have stepped up to offer financial services, including remittance transfers. An association of rural banks, AMUCSS, for example, has increased its remittance services to this rural population, but people are also putting their money into savings: in the State of Puebla about 14% of remittances are saved in the Microbanco Pahuatlán. These savings contribute to a sustainable financial basis that the bank uses to finance productive activities. In turn, these activities generate income, jobs and some development.

Another case of providing financial services to recipients is the Mexican quasi-government agency BANSEFI which established a network, L@ Red de la Gente, of some 1200 banks, micro-finance institutions and credit unions. The goal is to serve as distribution centers for remittances. By September 2007, BANSEFI had increased its payments to 120,000 transfers and was opening accounts for about one quarter of its recipients [Figure 5].



Source: Bansefi. 2007.

An important example in financial intermediation is the experience of the Jamaica National Building Society (JNBS). Through its subsidiary, JN Money Services Ltd., JNBS serves Jamaicans living in the diaspora by facilitating remittance services in Canada, the USA and the UK. In partnership and cooperation with USAID, JNBS chose to automate the process of sending and receiving money transfers through swipe card technology. It now has over 70,000 cards users. Moreover, fifty percent of remittance recipients in Jamaica have been brought into the formal banking system, with 40% of those receiving their remittances through a card product. The card product can also be used to make purchases at small businesses that accept debit cards. Savings rates have increased considerably through direct deposits to savings accounts. The amount of cash in circulation has gone down and the corollary use of electronic transactions is up.

In El Salvador some banks have also played a pivotal role. Banco Salvadoreño, the second largest commercial bank in El Salvador (with a migrant population in the United States in similar proportions to Moldova's migrants abroad), is an important example of the link between alliances with money transfer companies and banks and financial intermediation in El Salvador. Banco Salvadoreño has a presence in most U.S. states through its MTO, BancoSal, and strategic alliances with some of the biggest MTOs, including Western Union and Bancomer Transfer Services. In 2005, Banco Salvadoreño made over one million remittance payments, totaling \$256 million. Ninety million were transfers from its own BancoSal, and 63 percent of BancoSal transfers were deposited directly into the accounts of at least 13,000 remittance recipients at Banco Salvadoreño. Banco Salvadoreño offers remittance recipients the opportunity to borrow up to 80 percent of their last six months' remittance flows. The bank has also opened more than 29,000 savings accounts for recipients and distributed nearly 9,000 "Salvadoreño Emprendedor debit cards to small business owners and more than \$10 million in loans to Salvadorans living abroad. In addition, Banco Salvadoreño is the only bank in El Salvador that has an Internet-based remittance service that enables clients to use the bank's website to send money from any account in the United States. The bank also offers a personalized service to its customers through a welcoming staff (Señoras de Bienvenida) who provide financial education on the spot to the families retrieving their remittance and encourage them to open bank accounts. Banco Salvadoreño is an example of a successful endeavor in banking remittance recipient families while offering a range of financial services.

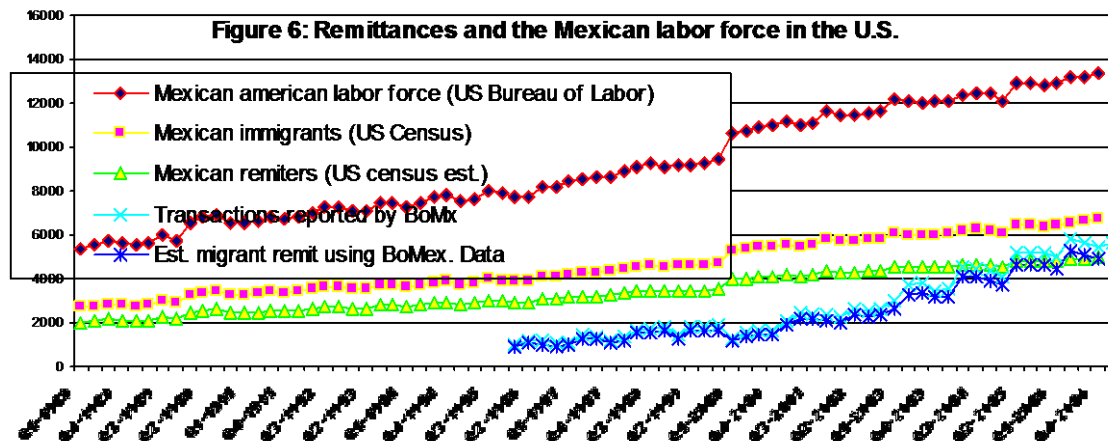
III) The current environment: changing dynamics amidst the challenge of immigration reform

Amidst these trends, the remittance market has faced continued and additional challenges. The flow of remittances continues to increase and has reach over 70 billion in 2007. Moreover, current trends in money transfers are shaping a process that signal different dynamics, some of which are interrelated. For example, growth of remittances to Mexico and some Central American countries has slowed,

competition has increased through deepening and expanding of new businesses. Some of those trends are new while others are an intensification of previous developments. They are discussed here.

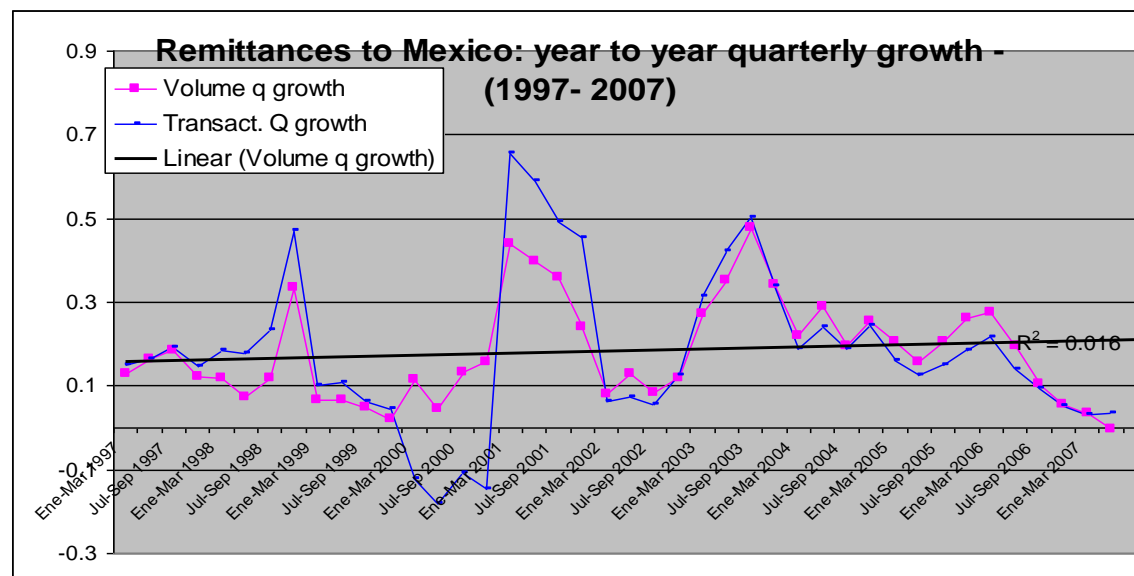
i) A Remittance slow down?

Year to year quarterly growth has slowed since mid 2006 and raised questions as to its causes [Figure 6, 7 & 8]. Many have argued that growth is associated to the crisis in the construction industry. However, there are other trends that bear attention, including the consequences of improved reporting.

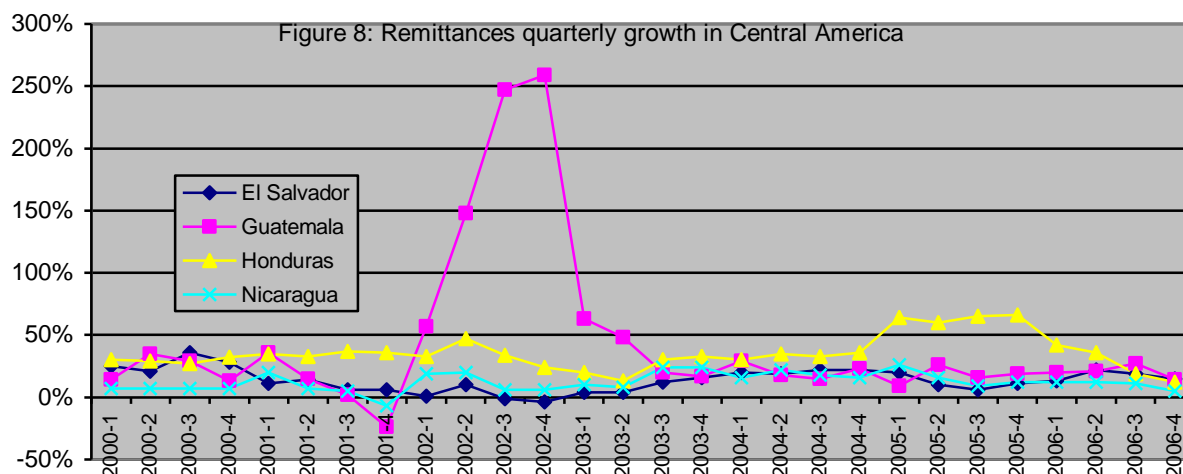


Source: Bank of Mexico. 2007; U.S. Bureau of the Census. 2007 ; U.S. Department of Labor. 2007.

Figure 7:



Source: Bank of Mexico. 2007.



Source: Central Bank of each country.

The amounts reported today reflect an improvement in the accounting and reporting of money transfers by Money Transfer Operators (MTOs). Over the past five years, money transfer companies have increasingly reported their transactions to the Central Bank of Mexico, thus improving the recording of these flows and better reflecting actual migrant transfers.

In the late nineties and early 2000, competition grew as many companies began participating in the formal transfer process while at the same time financial institutions in Mexico entered into the business of paying transfers. One important example is the arrival of Bancomer Transfer Services, a company owned by BBVA-Bancomer, as a payment and processing platform. Since then, the company has been attracting and processing transfers from many MTOs and reporting its volumes to the Central Bank. Since 2000, their transactions have grown from fractions of percentages to over 40 percent of total volumes entering Mexico due to their introduction into the formal system.

For example, in early 2000 the Central Bank reported two million transfers. These figures were an underestimation and unrealistic because US Census data indicated that there were over ten million Mexican migrants in the country and survey data at the time showed that 70 percent of adult migrants were remitting, that is nearly six million people remitting. A similar example reflects the methodological improvements by the Central Bank of Guatemala, which reflects improved reporting in 2001, date at which flows grew from 540 million to 1.5 billion.

Today Mexico's Central Bank statistics are reflecting seventy percent of the Mexican foreign labor force that sends money to their country, which amounts to nearly seven million people. Thus, the lower growth is associated in part to a statistical improvement in the amounts transferred. Furthermore, Central Bank data from other main recipient countries in the region indicate that the flows (including growth) continue to move in an upward trend.

Deportations, the immigration debate and perceptions on the anti-immigration sentiment

The decline in quarterly growth also takes place during increased immigration raids deporting undocumented migrants, predominantly, though not exclusively, Mexicans, the U.S. immigration debate and some state anti-immigration policies. Western Union, in fact, attributed the decline in their number of transactions to these concurrent events.

Indeed, deportations dramatically increased in the past three years -- doubling every year since 2004. Although in the short term the size of deportations, albeit the highest for the past ten years, do not have a strong effect in lowering the total amounts sent, they create fear and intimidation among migrants [Table 9].

Table 9: Deportations of Undocumented migrants in the U.S.

Countries	1998	1999	2000	2001	2002	2003	2004	2005	2006	2007 [Jan-Jul]
Honduras	5,145	3,400	4,688	4,461	4,843	7,884	8,198	14,556	26,526	15,145
Dominican R	2,518	3,229	3,444	3,973	3,531	3,358	3,527	2,929	2,805	
El Salvador	5,348	4,048	4,617	3,808	3,902	5,108	6,405	7,235	10,312	10,954
Guatemala	5,152	3,429	4,222	4,343	4,919	6,848	8,308	12,529	18,386	11,458
Mexico	139,392	149,784	150,656	141,584	109,703	139,750	149,289	144,840	114,640	80,000
Nicaragua	411	406	459	500	445	656	793	1,022	2,241	1,800

Source: U.S. Immigration and Customs Enforcement. 2007.

When looking at the immigration debate, public opinion is certainly not unified on the issue of immigration. Although more people agree on the benefit of migration to the U.S. economy, there is a strong group that doesn't. For example, the Zogby poll revealed that 57 percent of those interviewed agreed that immigration benefits the U.S. economy, while 38 percent disagreed. Moreover, while the overwhelming majority of respondents agrees that remittances sent by migrants are an important source of income for their communities of origin, sixty percent agree that these flows take money away from the U.S. In fact during the current presidential election debate, 77 percent of respondent believe that a candidates' position on immigration is a critically important point in their decision on who to vote for in the 2008 election. Politically, the debate has taken negative overtones against migrants with a U.S. Congress reluctant to support an immigration reform that legalizes illegal migrants and states seeking redress for their perceived losses in local government expenditures on health and education.

Table 10: Responses on migration and remittances (%)

	<i>Strongly agree</i>	<i>Somewhat agree</i>	<i>Somewhat disagree</i>	<i>Strongly disagree</i>	<i>Not sure</i>
The United States economy benefits from Latin American migrant workers	24	33	17	21	5
Remittances by immigrants to family members living in Latin America provide an important source of income.	47	34	5	7	7
Remittances by immigrants to family members living in Latin America take a significant amount of money away from the United States	34	26	22	12	5

Source: Zogby International. Zogby poll on U.S. perceptions toward Latin America, 2008.

These results do not clash with previous studies conducted recently on how Latinos perceive the effect of this debate and sentiment over their position to remit. A recent survey commissioned by the Multilateral Investment Fund of the Inter-American Development Bank shows that 55 percent of respondents agreed that the anti-immigration sentiment was making it more difficult for them to send more money back home. This is further notable considering the deportation statistics shown above and the relative opposition to migration and remittances.

Moreover, nearly 40 percent of migrants said they were sending less or much less money as opposed to 20 percent who indicated sending more or a bit more. In balance, 18% of all respondents were sending less money, the majority (56%) of which was Mexicans migrants. Although it is uncertain by how much the decline amounts to, the difference between those sending less over those sending more (below US\$350) was one tenth of one percent or about 6,000 people [Table 11] [Table 12].

Table 11: Migrants who say how much more or less they are remitting

	Percent
Much more money than last year	9
A little more money than last year	11
At about the same amount of money as last year	41

A little less money than last year	23
A lot less money than last year	15
Total	100.0

Source: Multilateral Investment Fund. Survey of Migrants. Conducted by Bendixen and Associates. 2007.

Table 12: Migrants responding whether they are sending more or less remittances this year

	Mexico	Guatemala	Honduras	El Salvador	All four countries
Less or much less money sent	22%	7%	3%	8%	39%
Much more, more or the same money sent	32%	11%	3%	15%	62%

Source: Multilateral Investment Fund. Survey of Migrants. Conducted by Bendixen and Associates. 2007.

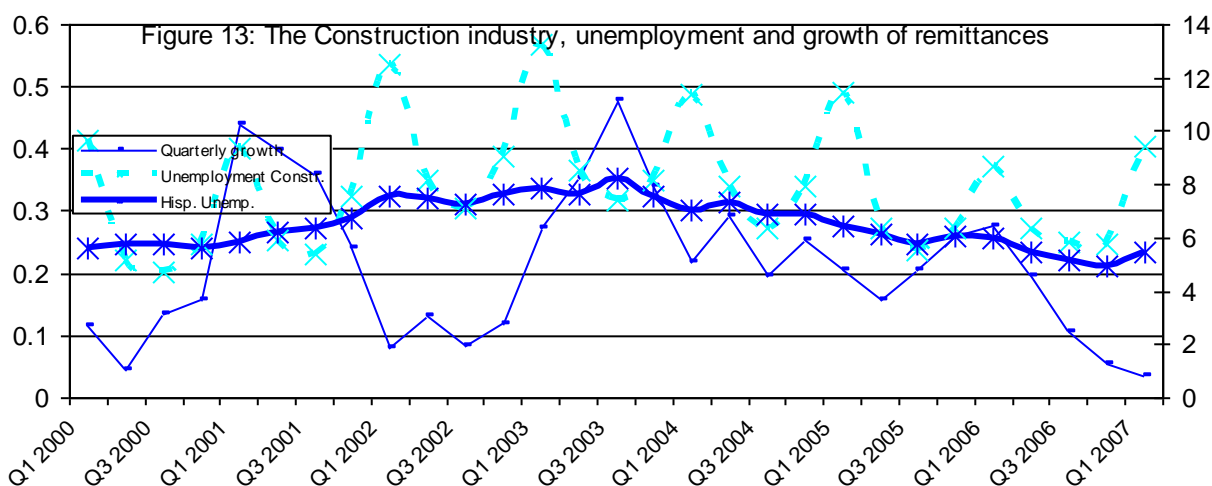
A closer look at the data investigating what factors determined the sending of money indicates that earnings and the anti-immigration sentiment were strong statistically significant indicators of sending. A regression model was run using “sending more money” as a dependent variable with independent variables such as amount of hours worked, increased earnings, age, anti-immigration debate, and lack of jobs. The results show two statistically significant variables: the anti-immigration debate and increased earnings. The anti-immigration debate variable is statistically significant and negative, meaning that the greater the intensity of the debate the less money people were sending. Similarly, those earning more, were more likely to send more. This latter issue has proven to be a strong indicator of remitting, but the other variable (“anti-immigration debate”) is a new factor [Table 13].

Table 13: Regression Results for sending more money

	B	S.E.	Wald	df	Sig.	Exp(B)
Length of time in the U.S.	-.174	.149	1.354	1	.245	.840
Employment position	.087	.203	.186	1	.667	1.091
Length of time at current job	-.040	.145	.074	1	.785	.961
Legal status	.196	.288	.466	1	.495	1.217
Gender	.088	.274	.104	1	.747	1.092
Lack of jobs	.357	.349	1.049	1	.306	1.430
Earning more than last year	.730	.166	19.363	1	.000	2.075
Anti-immigration debate makes it difficult to remit	-.355	.256	1.918	1	.166	.701
Age	.030	.146	.043	1	.836	1.031
Constant	-3.077	1.571	3.837	1	.050	.046

Does the construction slowdown lead to a remittance slowdown?

In addition to the immigration debate, some news reports have argued that the decline in remittance growth is associated with an increase in unemployment among Latinos, particularly in the construction industry affected by the decline in real estate prices (Bear Sterns 2007). The argument is made on the consideration that one-fifth of Mexican workers are in the construction industry. Although there is no linear or statistically significant relationship suggesting that unemployment has led to a drop in remittances, the unemployment figures for last two quarters of 2006 and first two of 2007 do correlate negatively with the slow growth [Figure 13].



Source: U.S. Department of Labor. 2007

Although most workers in construction are relatively mobile and seek to employ themselves in other sectors, over twenty percent of migrants who said were sending less, were also earning less money (22%) or working less hours (29%). This may indicate that migrants may be sending less frequently while meeting their family obligation of taking care of the household.

ii. Competition in the money transfer business

Another continued trend is competition. A transformation in the US-LAC corridors is taking place whereby consolidation of firms has taking place. While pricing continues to decline, larger money transfer companies are losing market share to mid-size and emerging MTOs which started operating in the early 2000, and, on the demand side, migrants are turning to alternative methods of transfers.

In the first case at least eight companies have been acquired by outsider and insiders to the industry, including payment processing companies, banks or money transfer operators. These acquisitions have provided some clues as to the direction of where payments for migrant transfers may be heading in terms of market competition and product innovation.

For example, the list below shows the companies acquired, the acquirer and date of acquisition:

- Dolex (Global Payments) (2004);
- Ria (Euronet) (2007)
- Quisqueyana (Consorcio Mexicano) (2006)
- Vigo (Western Union) (2007)
- Uno (Omnex) (2005)
- Uniteller (BanNorte) (2007)
- GroupExpress (Coinstar) (2007)
- Multiservicios (Citibank) (2007)
- Quisqueyana (anonumous investors) (2008)

Parallel to this trend two other dynamics refer to continued drops in pricing and the positioning of smaller companies and banking financial institutions. Many companies that have been operating for less than ten years have experienced important growth, while larger processors have lost market share. These smaller companies have grown since around 2005, increasing from less than 20,000 to nearly 200,000 monthly transactions. Consumer behavior has shifted from widely known Western Union, Sigue, MoneyGram or Dolex locations to newly recognized MTOs such as Viamericas, Reymesa or Alante Financial. These new companies' name branding is settling as part of the industry's consolidation as a legitimate money transfer provider.

More importantly, money transfer methods have slowly been shifting and diversifying beyond cash to cash transfers. A 2006 study of remittance senders in New York, New Jersey, Chicago, Miami, Washington, DC and Los Angeles showed that nearly three percent of transfers were handled by banks such as Wells Fargo, credit unions and Bank of America. This small share is related to their recent entrance into the market and the limited number of participating institutions. However, since 2000 at most one hundred financial banking and depository institutions have sought to attract remitters into the banking system by offering remittances transfer services and simultaneously provide typical financial services. Moreover, the survey showed that six percent of migrants have been using card based transfers. Nearly two percent of which are Mexican migrants using these alternative payment instruments [Table 14].

Table 14: Use of remittance card

Remittance card	Mexico	D.R.	Jamaica	El Salv.	Guatem	Boliv.	Nicarag.	Total
Percent	1.8	5.0	6.5	12.8	1.0	8.0	13.0	6.3

Source: Orozco, Manuel, Katy Jacob, and Jennifer Tescher. Card-Based Remittances: A Closer Look at Supply and Demand. 2007.

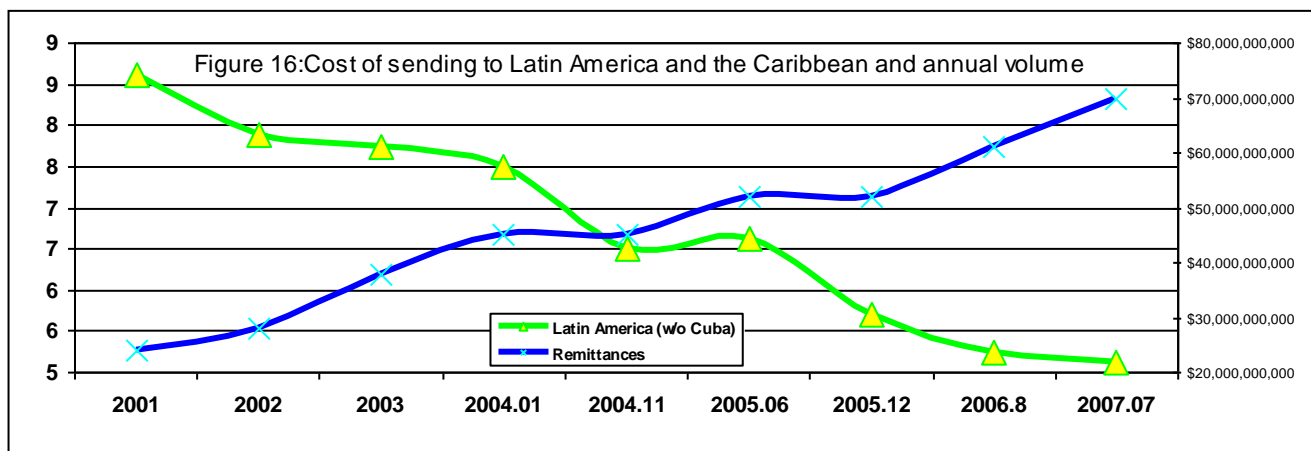
A recent survey conducted in July 2007 (Orozco, July 2007) showed that 7% of migrants were using U.S. banks to send money and another 5 percent were using debit cards or the internet. This trend signals a shift in the money transfer market that usually showed that more than 90% of consumers were using money transfer operators [Table 15].

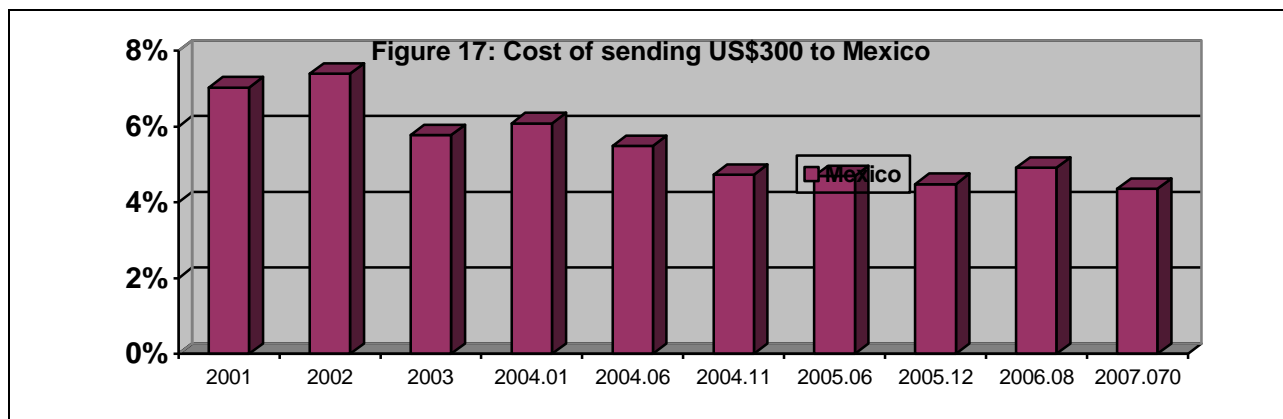
Table 15: Percent of people using banks for Money transfers:

1.00% (2004);
3.00% (2006);
7.00% (2007)

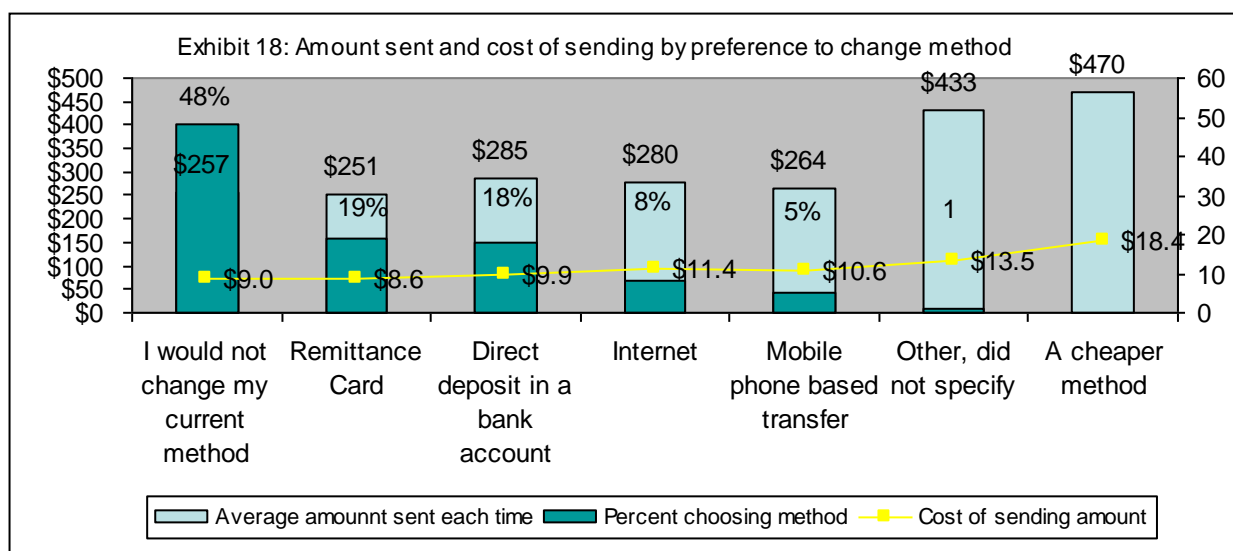
Source: Orozco, July 2007; February 2007.

Meanwhile pricing still matters both for suppliers and consumers. Transaction costs have continued a downward trend pushing some companies to look for value added services, expand to other corridors outside of Latin America or find other business opportunities [Figure 16] [Figure 17]. On the demand side consumers are manifesting a preference to shift from current cash to cash transfers and seek to adopt other methods, such as account to account transfers, card based transfers or mobile transfers. Such preferences are also associated to the costs of the current transfer method, that is, those preferring to switch to a different method are paying more than those who don't want to change methods [Figure 18].





Source: Orozco, Manuel. International Flows of Remittances: Cost, competition and financial access in Latin America and the Caribbean- toward an industry scorecard. 2006.



Source: Orozco, Manuel. Survey of Latinos remitting to Latin America. July 2007.

Related to these changes is remittance recording matters: not always these new methods are recorded in the Central Bank's balance of payments due to their methodology in recording transfers. This is particularly true of account to account transfers, whether they are performed via SWIFT, debit cards, online or with stored value cards. Therefore, some percent increase in transfers via account to account may not be recorded by the Central Bank, which only keeps data from wires via MTOs, checks, money orders, or the post office, and in turn may report a lower volume of transfers.

IV) The role of international cooperation to leverage remittances

These trends and experiences are suggesting shifting dynamics but also identify a pattern among financial institutions to link up with recipients through the supply of financial services that in return can create growth. The signs that the growth of remittances may slow also highlight the significance of intervening with asset building policies that can protect people against external shocks resulting from economic recession or immigration policy.

Opportunities for U.S. collaboration to facilitate strategies for financial intermediation can further accelerate development and leverage these flows promoting tools for self-sustainability that can improve wealth or protect families during times of adversity. Here we mention a few opportunities where institutions like USAID, the Millennium Challenge Corporation, the Inter-American Foundation,

and the Overseas Private Investment Corporation could insert as development enablers through remittances.

i) Enabling technologies

New technologies can allow for cheaper account-to-account transactions. To do so, much is required. All market players must learn how to best use technologies. In terms of recipients, more financial education is needed alongside a change in understanding how money can be collected.

MTOs and banks should be encouraged to put technological devices for money transfers to practice. But technology solutions can be pricy. Incentives need to be clear, whether from the business case or coming from policy in the form of tax breaks for example. Consider point of sale (POS) devices. POS devices are an opportunity to enhance the effects of remittance by enabling electronic payments and lowering the hurdle when it comes to pulling revenue into the mainstream – into banks and MFIs. Cash that's in the bank is a form of savings and the trade-off to cash in pocket for pure consumption.

ii) Linking up

Financial institutions like micro-finance institutions (MFIs), credit unions and small banks have demonstrated a key role in banking the traditionally unbanked. This also means in transforming remittance clients into clients of financial services. Governments and donor countries have not been sufficiently supportive of MFIs, despite the latter's welcome efforts to reach out to remittance recipients.

Such links like that between a bank in an originating country and a microfinance institution at the destination have proven to be winning combinations. For example, a Spanish savings bank – Caxia Catalunya – established agreements with other banks and saving banks in Latin America. Some U.S. financial banking and non-banking institutions are starting to replicate these activities.

Another linking effort needs to target larger banks that offer remittance services. Access to additional banking services remains low despite the very high percentage of payments made by banks. The disconnect is made more stark when one considers that remittance transfer earnings represent 20% or more of their total net income. Throughout Latin America and the Caribbean, banks make nearly 50% of all remittance payments. Because of banks' roles in distributing remittances, it is particularly important that they move beyond simple remittance payments. They must offer financial literacy programs aimed at remittance recipients and opportunities to invest in assets and businesses.

iii) Financial literacy

A country's central bank often lacks the resources and capacity to provide basic financial literacy to their populations. Educating people about the role of finances is a critical step toward development. It is also becoming important among remittance recipients. Among the financially less literate, remitted money is more often spent on non-basic necessities. Training about the financial value of transfers as a mechanism to build credit and assets, for example, is indispensable.

iv) Making the most of remittances

If an economy is unable to produce in a competitive context, its labor force will be depressed and eventually a portion will migrate in order to take care of their families. The role of remittances in the lives of so many families is clearly dominant. But even once a member is away and sending money, the families may only be able to do so much with that money. It's up to the local economy to provide an effective supply of services and products.

The development challenge for business and policy practitioners worldwide is to catalyze the transformative role of remittances in a local economy. To pull the massive flows into the mainstream. Their work is to create appropriate conditions for a positive investment climate in their country of origin. Any effort to promote investment will not succeed if the business climate is not investor-friendly. All together, we are promoting development while at the same time, not telling migrants and their families

what to do with their money. After all, while remittances are part of the transnational lifestyle, they are still in the family and family matters are private.

References

Bansefi. Data provided to the author. Mexico, 2007.

Central Banks of Latin American countries.

External Compliance Officer. New Jersey, 2007.

IAD. Making the Most of Family Remittances. Second Report of the Inter-American Dialogue Task Force on Remittances, May 2007. Washington, Dc: Inter-American Dialogue.

Multilateral Investment Fund. *Survey of Migrants*. Survey conducted by Bendixen and Associates, 2007.

Orozco, Manuel. "Centro América: remesas, economía y las finanzas con aproximación al caso Nicaragüense." Washington, DC., 2008.

Orozco, Manuel. "International Flows of Remittances: Cost, competition and financial access in Latin America and the Caribbean- toward an industry scorecard." Washington DC: May 12, 2006, Report prepared for the Inter-American Development Bank.

Orozco, Manuel. "Migrant Foreign Savings and Asset Accumulation." *Reducing Global Poverty: The Case for Asset Accumulation*, Edited by Caroline O.N. Moser. Washington, DC: Brookings, 2007.

Orozco, Manuel. *Survey of Latinos remitting to Latin America*. Survey conducted by Silvestre and Associates. July 2007.

Orozco, Manuel, Katy Jacob, and Jennifer Tescher. "Card-Based Remittances: A Closer Look at Supply and Demand." The Center for Financial Services Innovation, Chicago, IL: February 2007.

U.S. Census Bureau. 2007.

U.S. Department of Labor. 2007.

U.S. Immigration and Customs Enforcement. 2007.

Zogby International. *Zogby poll on U.S. perceptions toward Latin America*. Washington, D.C., 2008.



INTER-AMERICAN DEVELOPMENT BANK

1300 New York Avenue, N.W.
Washington, D.C. 20577, USA
Tel: (202) 623 - 1000
www.iadb.org