

## **Priorities for Productivity and Income (PPIs)**

### **Country Results**

#### **Argentina**

Alejandro Izquierdo  
Jimena Llopis  
Umberto Muratori  
Jose Juan Ruiz



## Priorities for Productivity and Income (PPIs) Country Results

Alejandro Izquierdo  
Jimena Llopis  
Umberto Muratori  
Jose Juan Ruiz

\*Results based on: Izquierdo et. al (2015). "In Search of Larger Per Capita Incomes: How to Prioritize Across Productivity Determinants?"

Copyright © 2015 Inter-American Development Bank. This work is licensed under a Creative Commons IGO 3.0 Attribution-NonCommercial-NoDerivatives (CC-IGO BY-NC-ND 3.0 IGO) license (<http://creativecommons.org/licenses/by-nc-nd/3.0/igo/legalcode>) and may be reproduced with attribution to the IDB and for any non-commercial purpose. No derivative work is allowed, other than for attribution, and the use of IDB's logo shall be subject to a separate written license agreement between the IDB and the user and is not authorized as part of this CC-IGO license.

Any dispute related to the use of the works of the IDB that cannot be settled amicably shall be submitted to arbitration pursuant to the UNCITRAL rules. The use of the IDB's name for any purpose

Note that link provided above includes additional terms and conditions of the license.

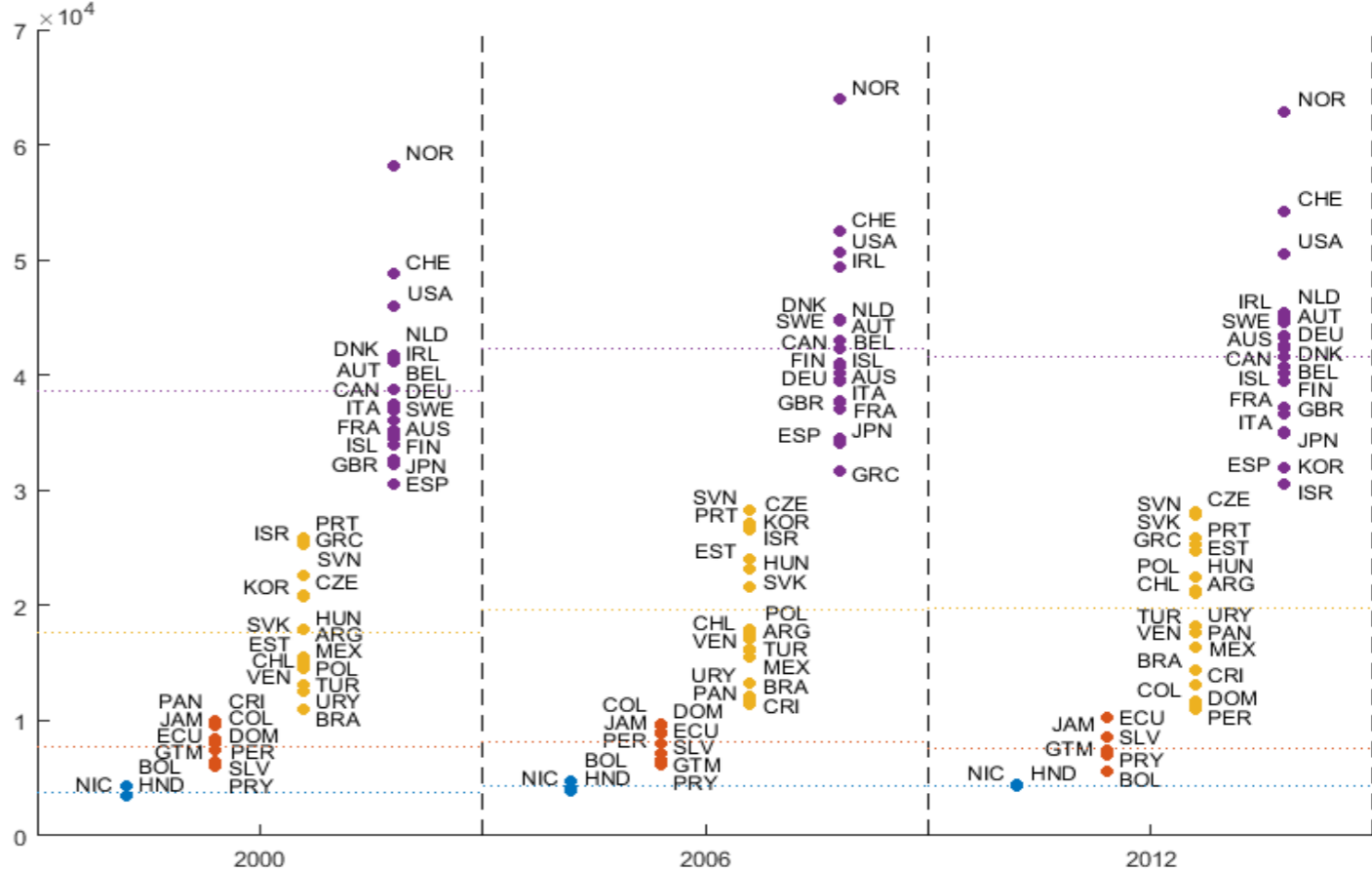
The opinions expressed in this publication are those of the authors and do not necessarily reflect the views of the Inter-American Development Bank, its Board of Directors, or the countries they represent.



Inter-American Development Bank  
1300 New York Avenue, N.W.  
Washington, D.C. 20577  
[www.iadb.org](http://www.iadb.org)

Clusters by GDP p/c in Constant USD, PPP Adjusted

Year 2012			
Cluster 1	Cluster 2	Cluster 3	Cluster 4
Nicaragua	Ecuador	Czech Republic	Norway
Honduras	Jamaica	Slovenia	Switzerland
	El Salvador	Slovak Republic	United States
	Guatemala	Greece	Netherlands
	Paraguay	Portugal	Ireland
	Bolivia	Estonia	Austria
		Hungary	Sweden
		Poland	Germany
		Argentina	Australia
		Chile	Denmark
		Uruguay	Canada
		Turkey	Belgium
		Venezuela	Iceland
		Panama	Finland
		Mexico	France
		Brazil	United Kingdom
		Costa Rica	Italy
		Colombia	Japan
		Dominican Republic	Spain
		Peru	Korea
			Israel



Source: IDB Research Department. For more information, see Izquierdo et. al (2015). In Search of Larger Per Capita Income: How to Prioritize Across Productivity Determinants?

Argentina - is a member of Cluster 3 by GDP p/c in PPP

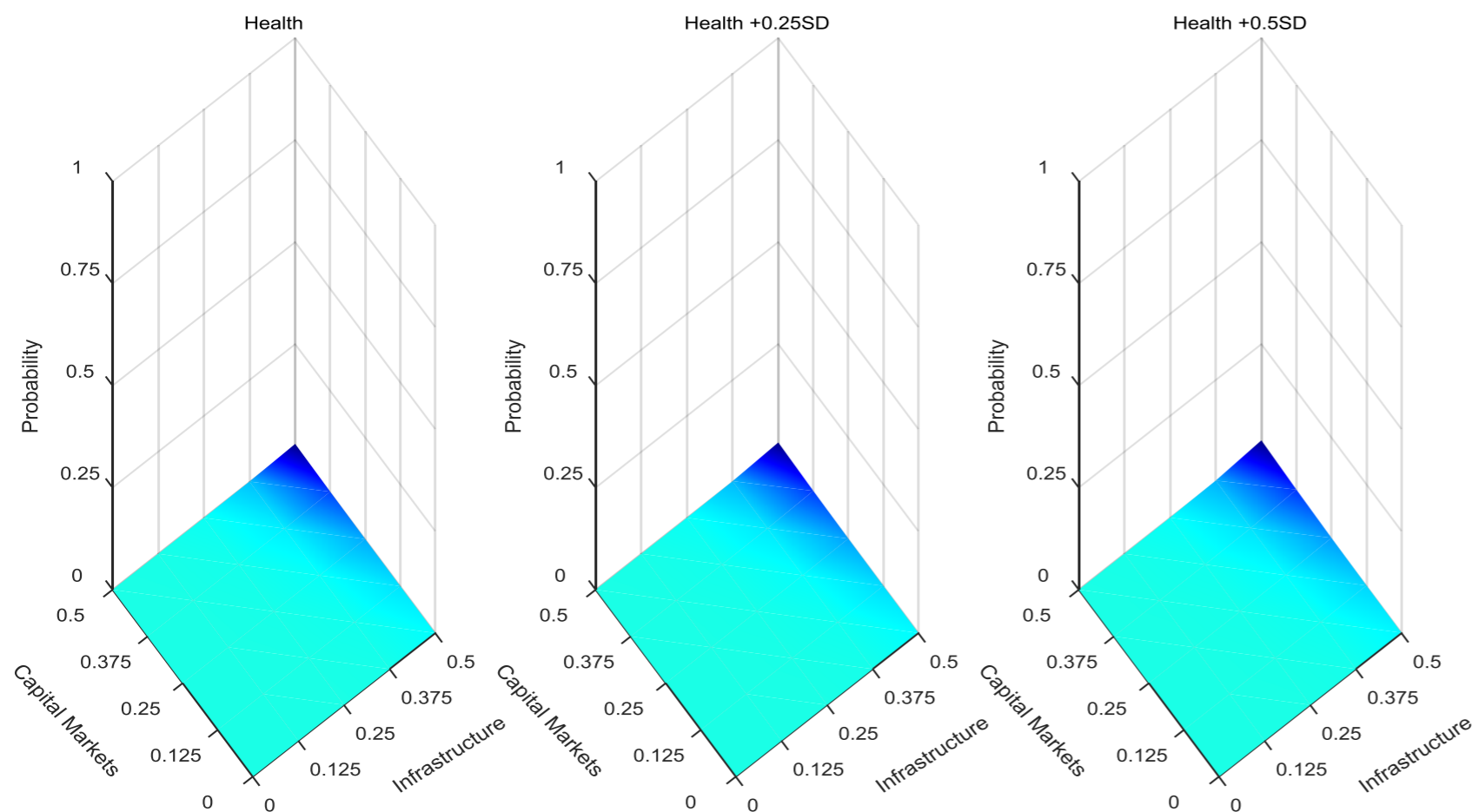
Priorities for Productivity and Income (PPIs)	
Infrastructure	1st Highest
Capital Markets	2nd Highest
Health	3rd Highest

	Budget in Std. Dev.	Probability at 2012 values	Probability	Infrastructure	Capital Markets	Health
Std. Dev. Budget Exercise	1.5	4.28454E-08	0.01	0.5	0.5	0.5
75% Probability Target Exercise	2.55		>75%	1	1	0.55

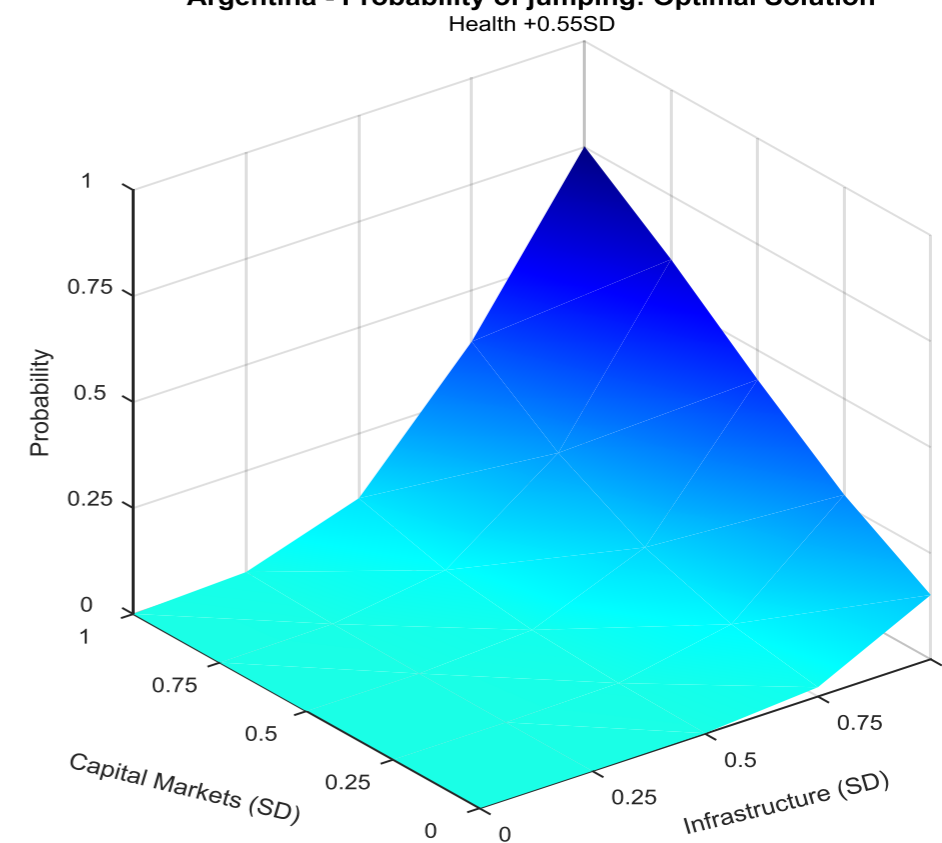
Comparison by Sector: Argentina's Own Cluster and Next Cluster (Means)					
	Value 2012			Evaluation	
	Argentina's normalized value in 2012	Mean own group in 2012	Mean next group in 2012	Gap with own group	Gap with next group
Capital Markets	-1.26	-0.23	0.99	-1.03	-2.25
Infrastructure	-0.72	-0.21	1.1	-0.51	-1.82
Innovation	-0.66	-0.03	0.73	-0.63	-1.39
Health	-0.03	0.28	1.03	-0.31	-1.06
Integration and Trade	-0.65	-0.16	0.29	-0.49	-0.94
Labor	-0.18	-0.05	0.72	-0.13	-0.9
Education	0.16	0.27	0.94	-0.11	-0.78
Telecommunication	0.73	0.45	1.2	0.28	-0.47
Aggregate Indicator	-0.33	0.04	0.88	-0.37	-1.21

Comparison by Sector: Argentina's Own Cluster and Next Cluster (Medians)					
	Value 2012			Evaluation	
	Argentina's normalized value in 2012	Median own group in 2012	Median next group in 2012	Gap with own group	Gap with next group
Capital Markets	-1.26	-0.24	0.86	-1.02	-2.13
Infrastructure	-0.72	-0.13	0.81	-0.58	-1.52
Innovation	-0.66	-0.11	0.66	-0.55	-1.32
Labor	-0.18	0.01	0.9	-0.19	-1.08
Health	-0.03	0.44	1.05	-0.47	-1.08
Integration and Trade	-0.65	-0.15	0.18	-0.5	-0.84
Education	0.16	0.21	0.94	-0.05	-0.78
Telecommunication	0.73	0.52	1.24	0.21	-0.51
Aggregate Indicator	-0.33	0.14	0.85	-0.46	-1.18

Argentina: Probability of jumping to next Cluster for different increases in PPIs



Argentina - Probability of jumping: Optimal Solution



Evolution of Argentina's sectors: Comparison with means of its own cluster and the next cluster

