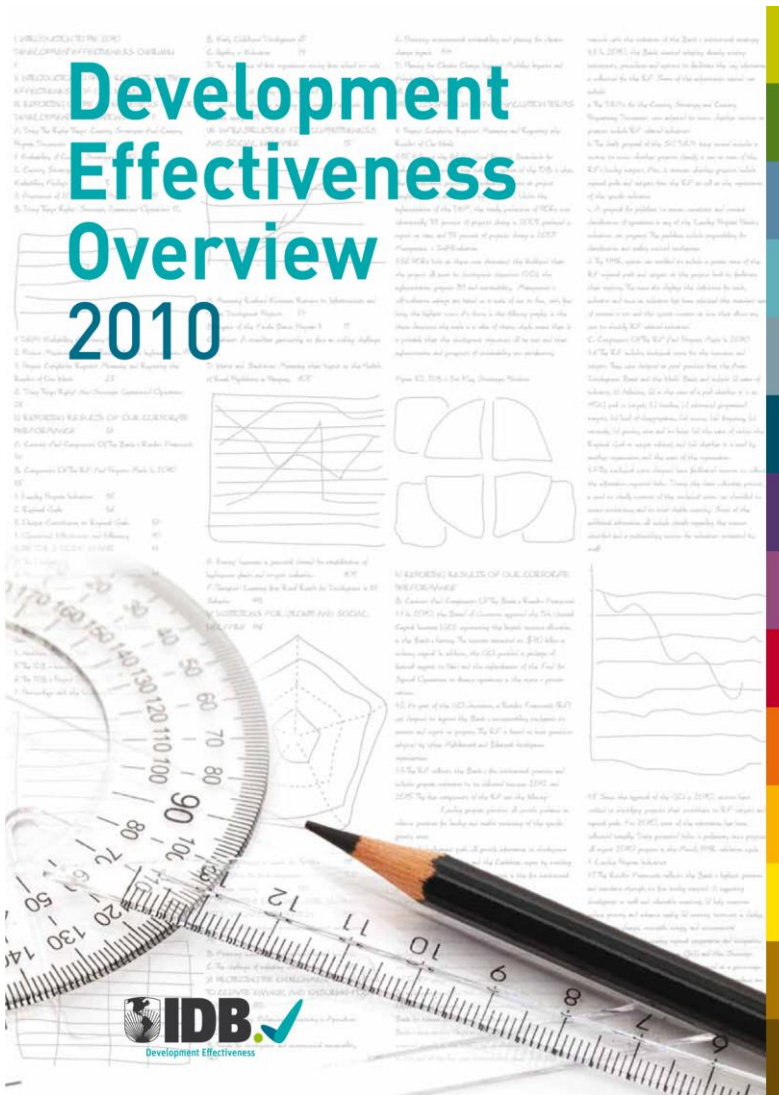


# Development Effectiveness Overview 2010



Carola Alvarez  
Chief, Strategy Development Division  
April 15, 2011

# Introduction

- ✓ The DEO is a reporting instrument of the Development Effectiveness Framework approved in 2008.
- ✓ IDB-9 (2010) mandated that Development Effectiveness be reported annually in the DEO
  - The DEO will include for all SG and NSG:
    - Project-level evaluability at approval
    - Compliance with institutional priorities
    - Economic analysis of projects (ERR, cost-benefit)
    - Ex-post impact evaluations
- ✓ The DEO is prepared by SPD, the Bank's internal evaluation and monitoring office.
- ✓ It has two parts: (i) accountability and (ii) learning

# Development Effectiveness Overview 2010

## *Main messages*

- ✓ Demonstrating the effectiveness of our work becomes even more relevant given that today the IDB is a larger and more strategically-focused bank.
- ✓ Our development effectiveness agenda has produced encouraging results.
- ✓ The Bank's performance shows an upward trend in becoming a results-based organization, as depicted by indicators across all areas of our work.

# Accountability

# We are a bigger and strategically focused Bank...

- We measure how focused we are by our Results Framework

IDB-9  
Lending  
Targets

1. Small and Vulnerable Countries 35%
2. Poverty Targeted Programs 50%
3. Climate Change 25%
4. Integration 15%

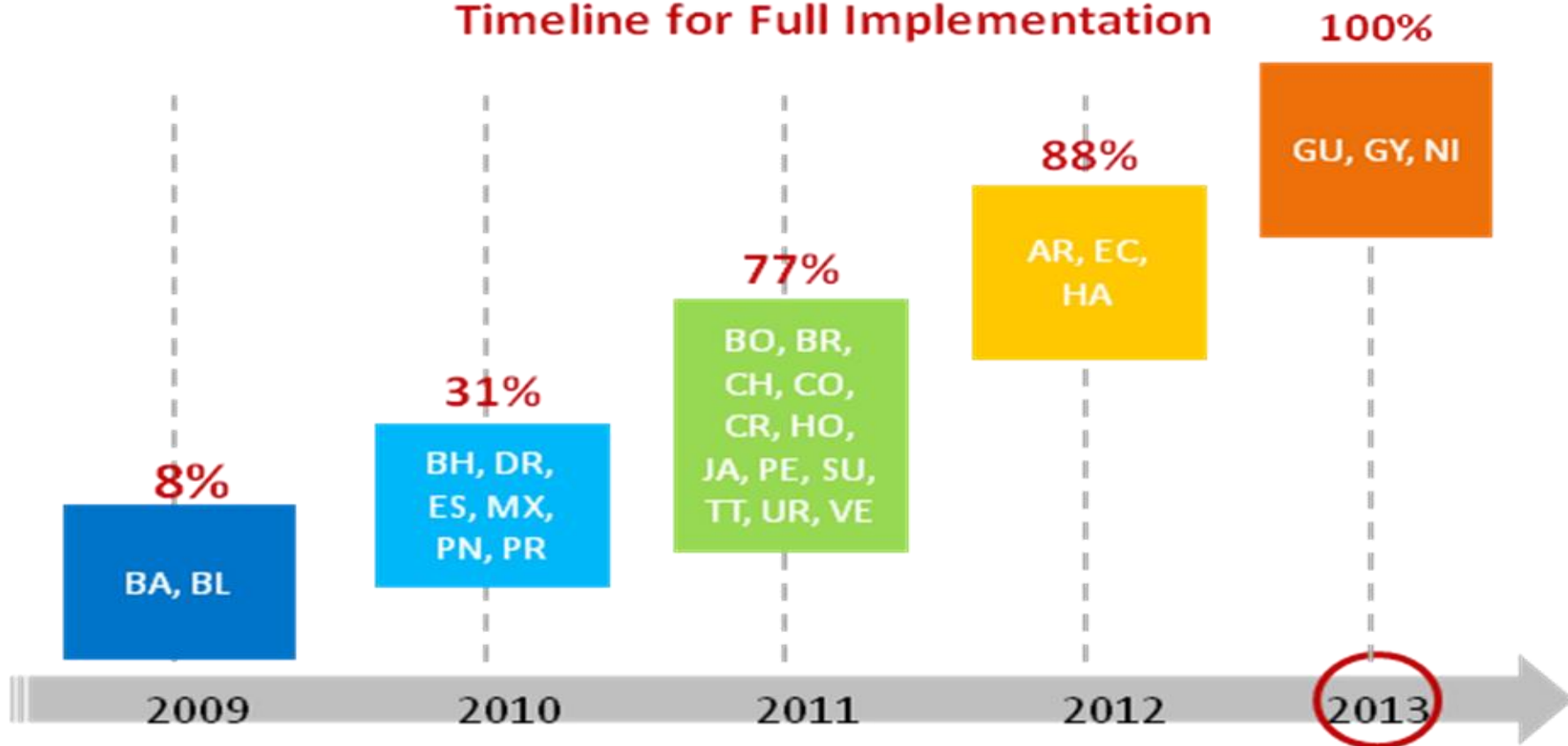
IDB – 9  
Sector  
Focused

1. Social Equity
2. Infrastructure
3. Institutions
4. Competitiveness
5. Climate Change

# We are becoming a results-based organization...

## ➤ Results-based country strategies

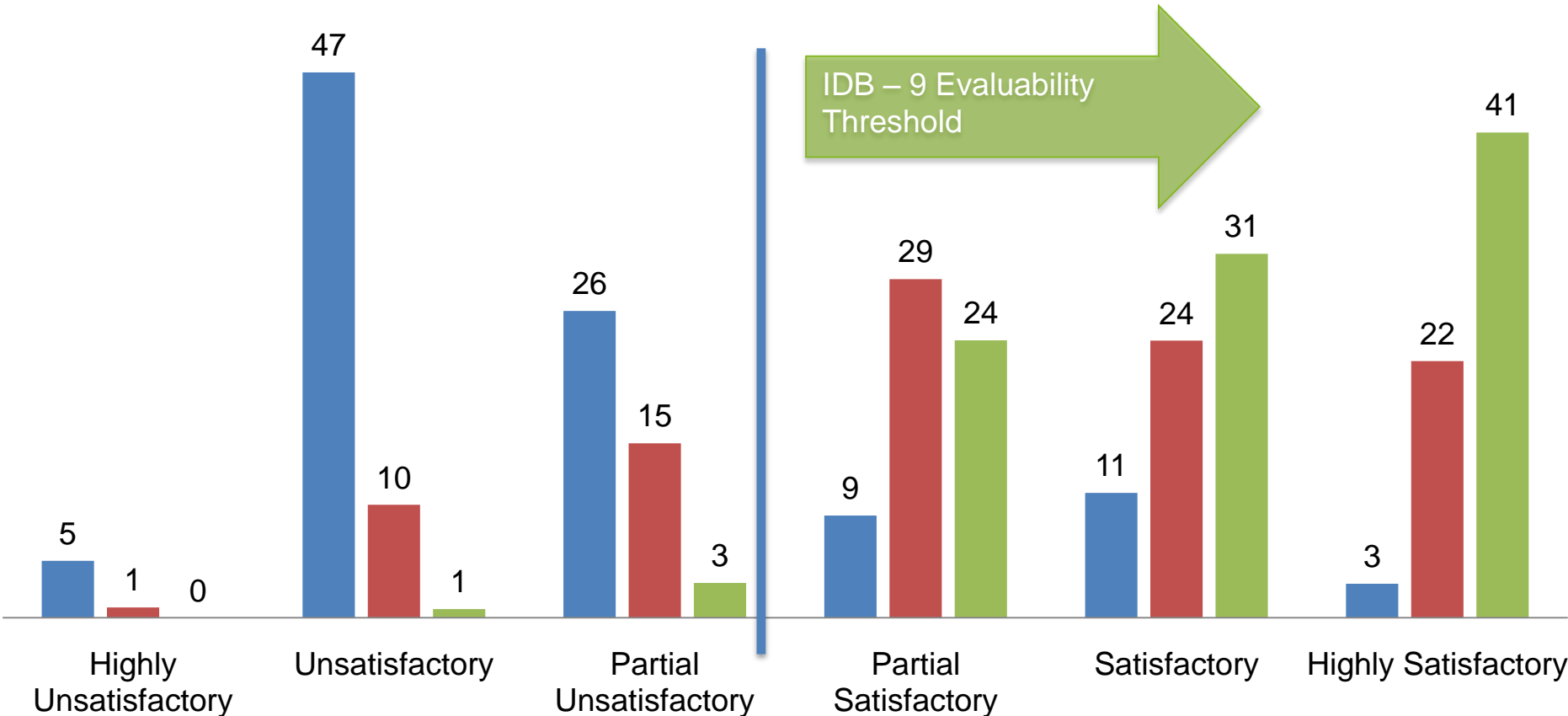
### Results-Based Country Strategies Timeline for Full Implementation



# Ensuring our projects can demonstrate results...

✓ In 2010 96% of our sovereign loans achieved the evaluability threshold established by Governors in IDB-9

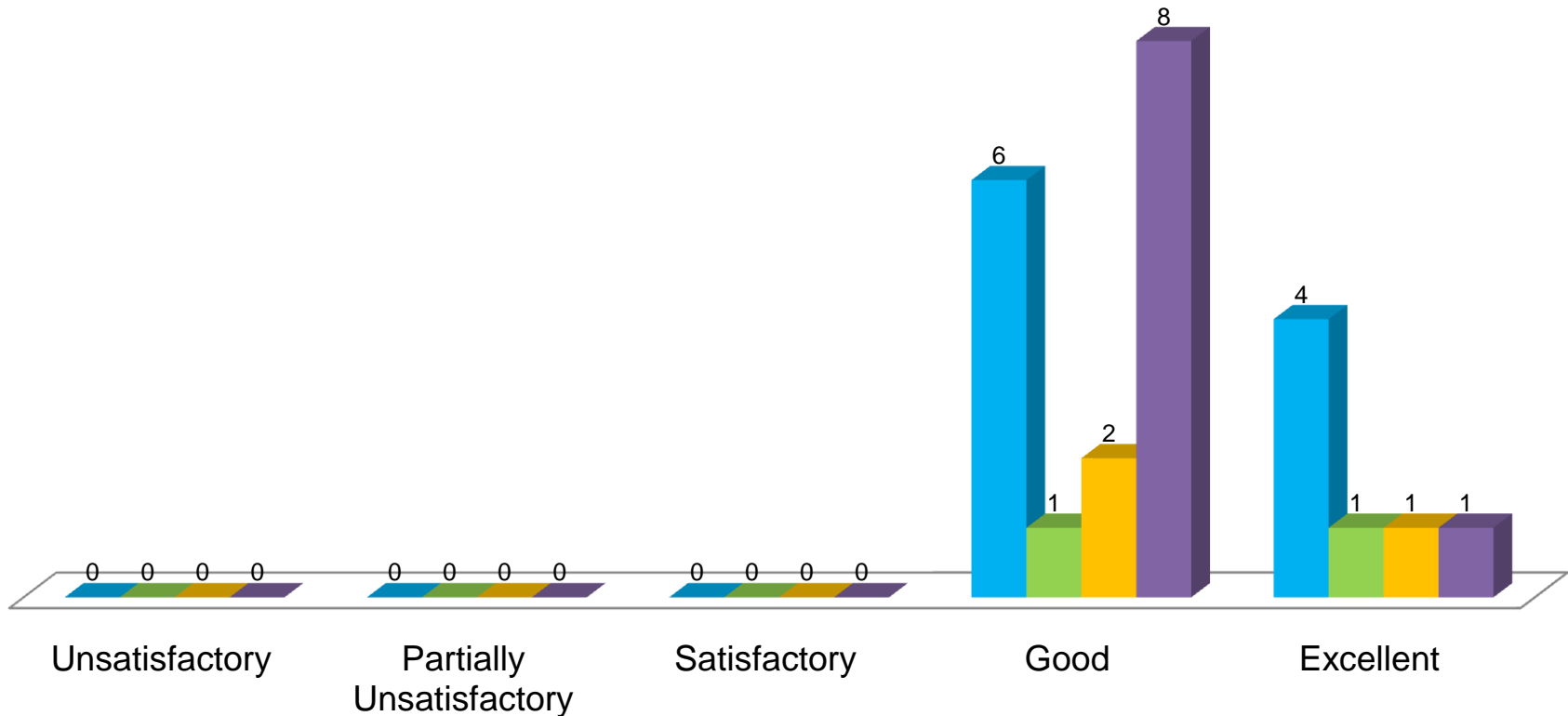
**Evaluability Levels**  
(percentage of projects in each category) ■ 2008 ■ 2009 ■ 2010



# Our non-sovereign operations are also evaluable

2010 DEM Rating for NSG by sector  
(number of projects)

■ FMK ■ INF ■ CFI ■ OMJ

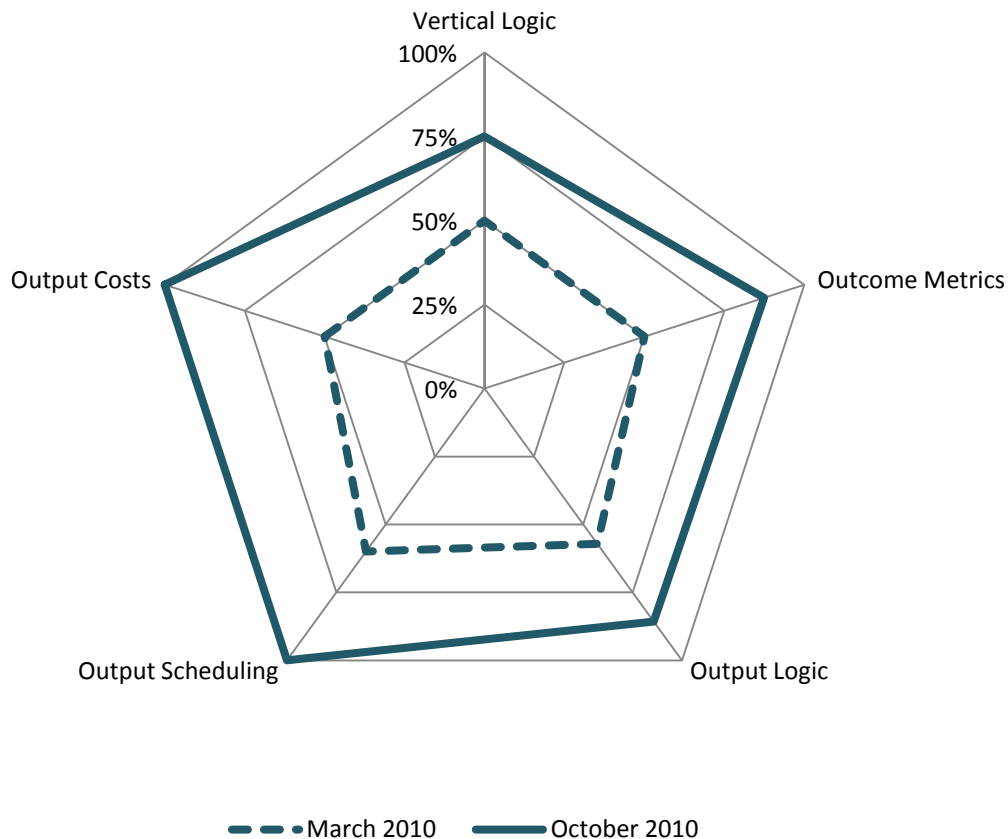




✓ We are monitoring more outputs and outcomes in SGO

## Total Reviewed PMRs

(187 projects)

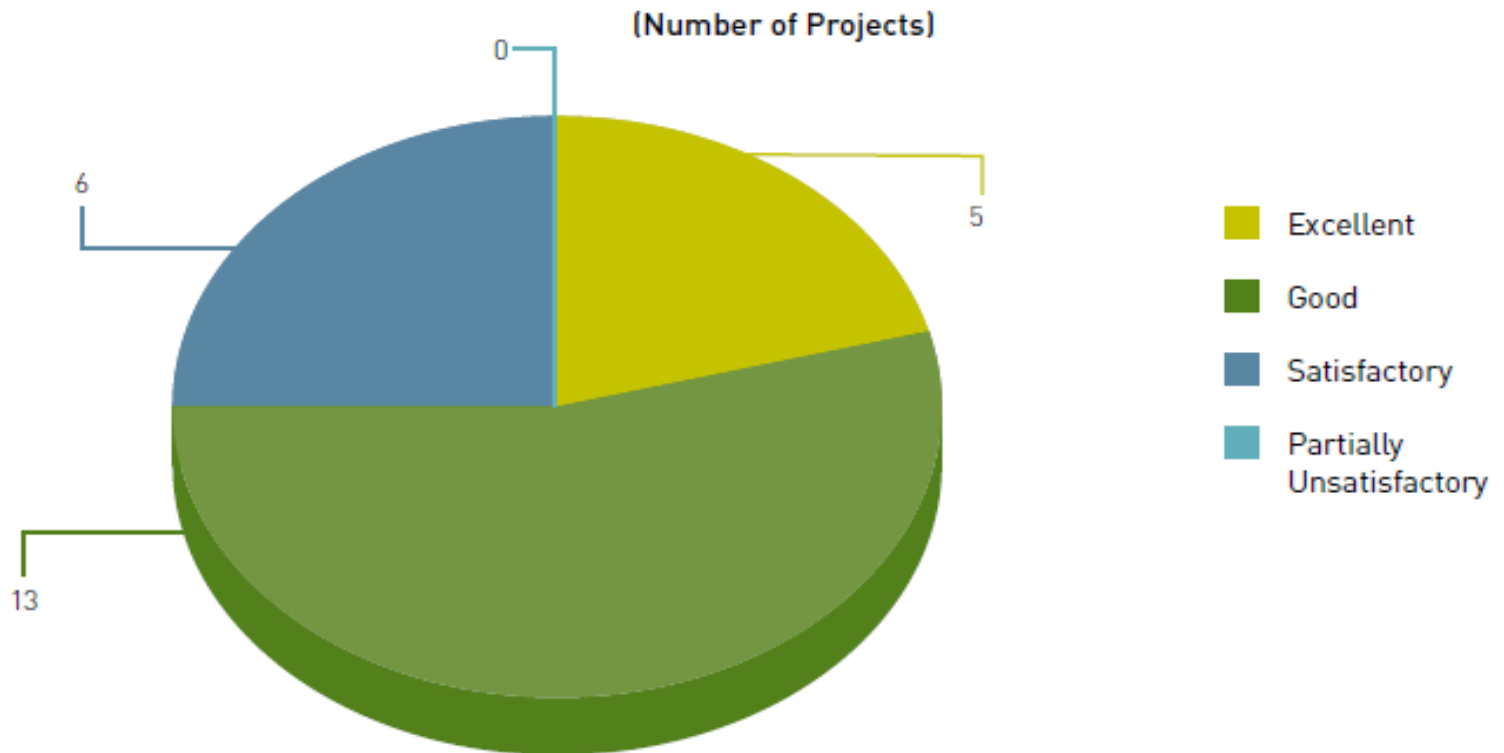


# and for NSG operations...

- ✓ The expected development impact and additionality of projects from the Structured and Corporate Finance Department are monitored annually as part of the Project

**SCF's Project Development Outcomes (2010)**

---



# We are increasing the number of self-evaluations we deliver....

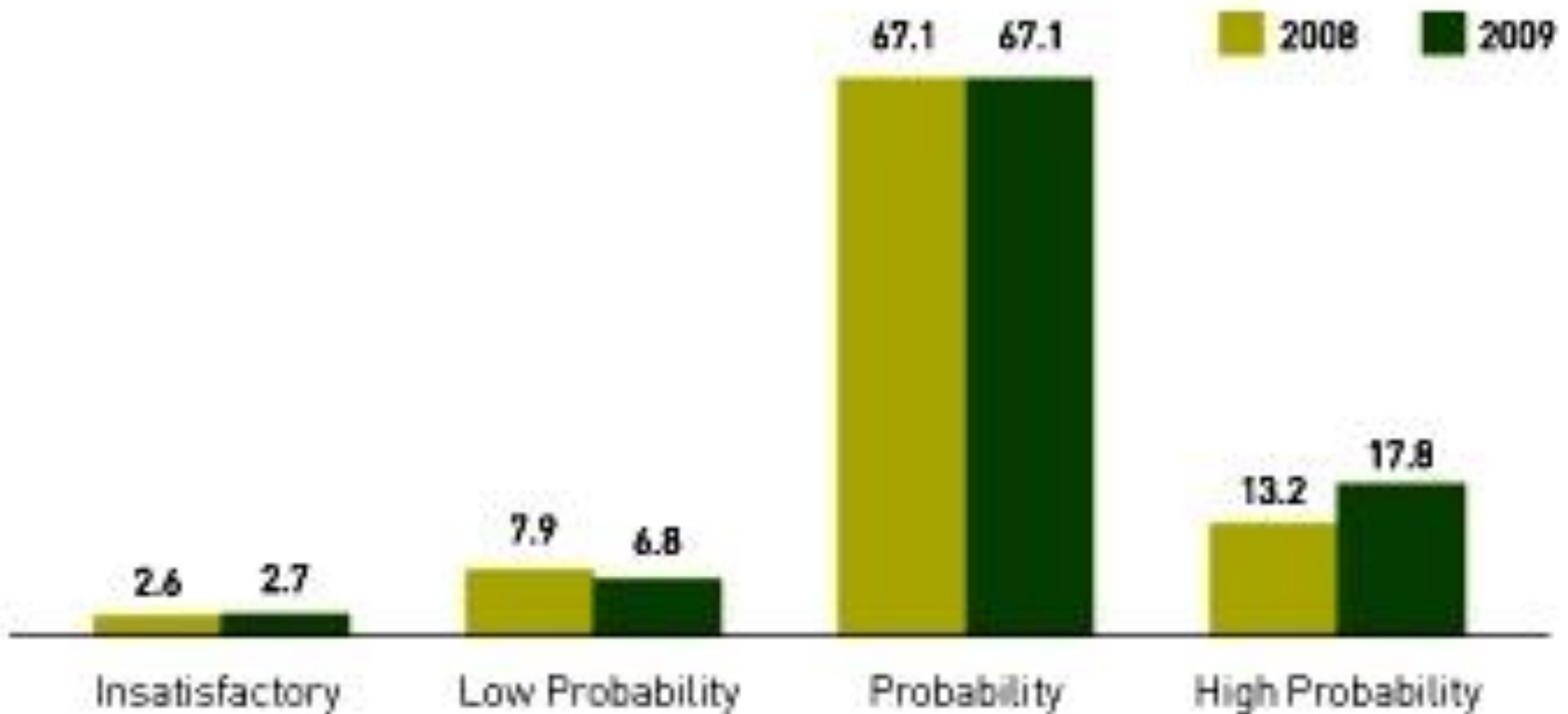
- ✓ Key step in IDB's evaluation system is the production of self-evaluation reports at completion, PCRs, validated by OVE.
- ✓ The timely production of PCRs has been increasing:
  - ✓ 83 % of projects closing in 2008 produced a report on time.
  - ✓ 85% of projects closing in 2009 produced a report on time
- ✓ PCRs look at three core dimensions: a) likelihood that the project will meet its development objectives; b) the sustainability of the project; and c) project implementation.

# We are increasing the number of self-evaluations we deliver....

## Development Objectives

---

(% of Projects in Each Category)

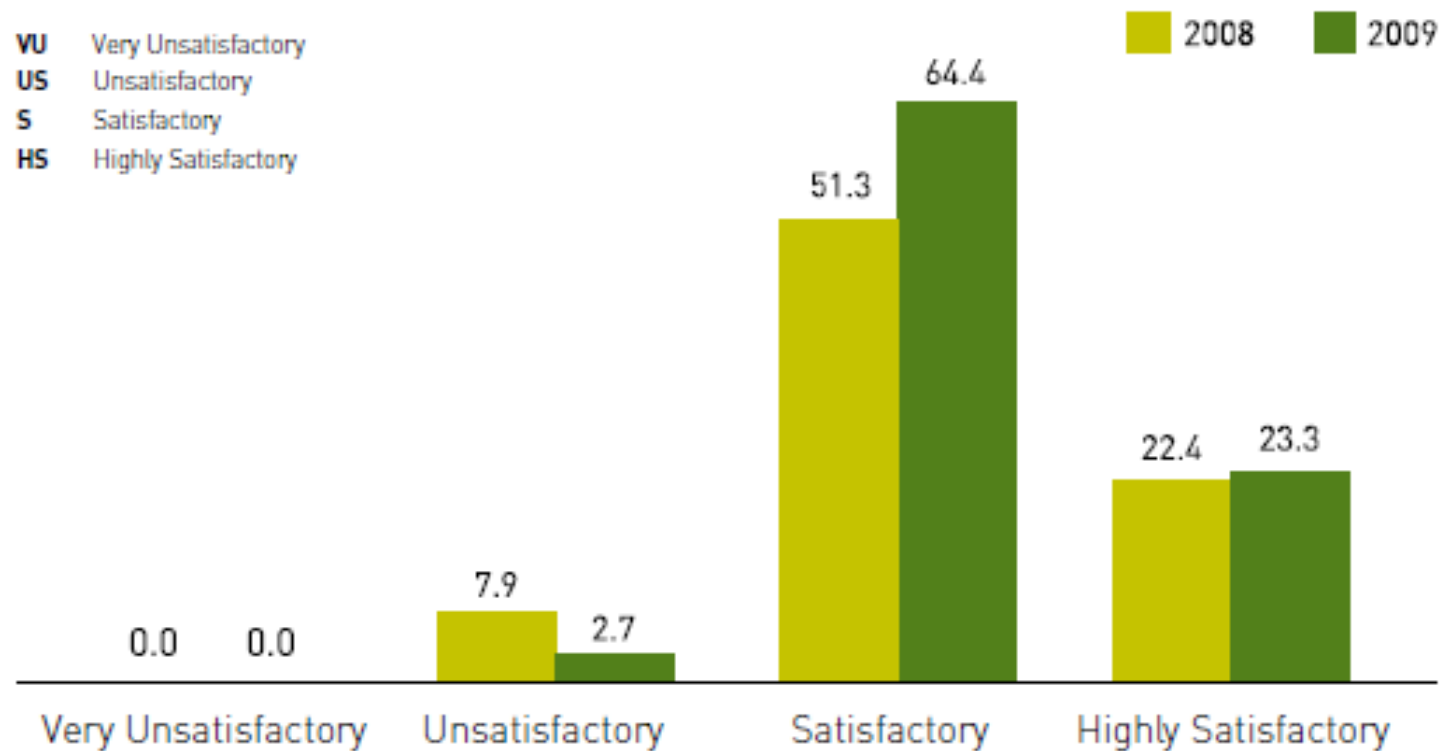


# We are increasing the number of self-evaluations we deliver....

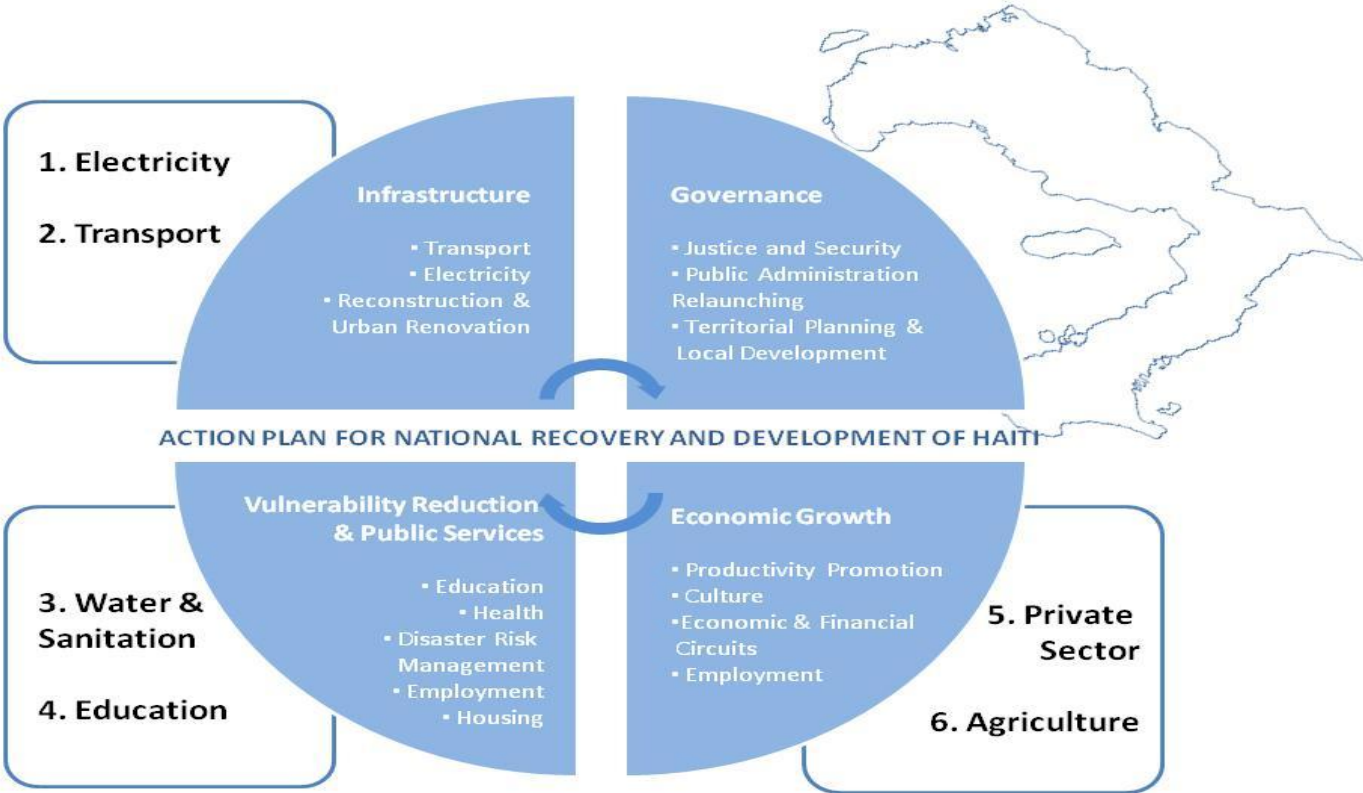
## Bank Performance

---

(% of Projects in Each Category)



# Special chapter: Our work in Haiti...



# Special chapter: Our work in Haiti...

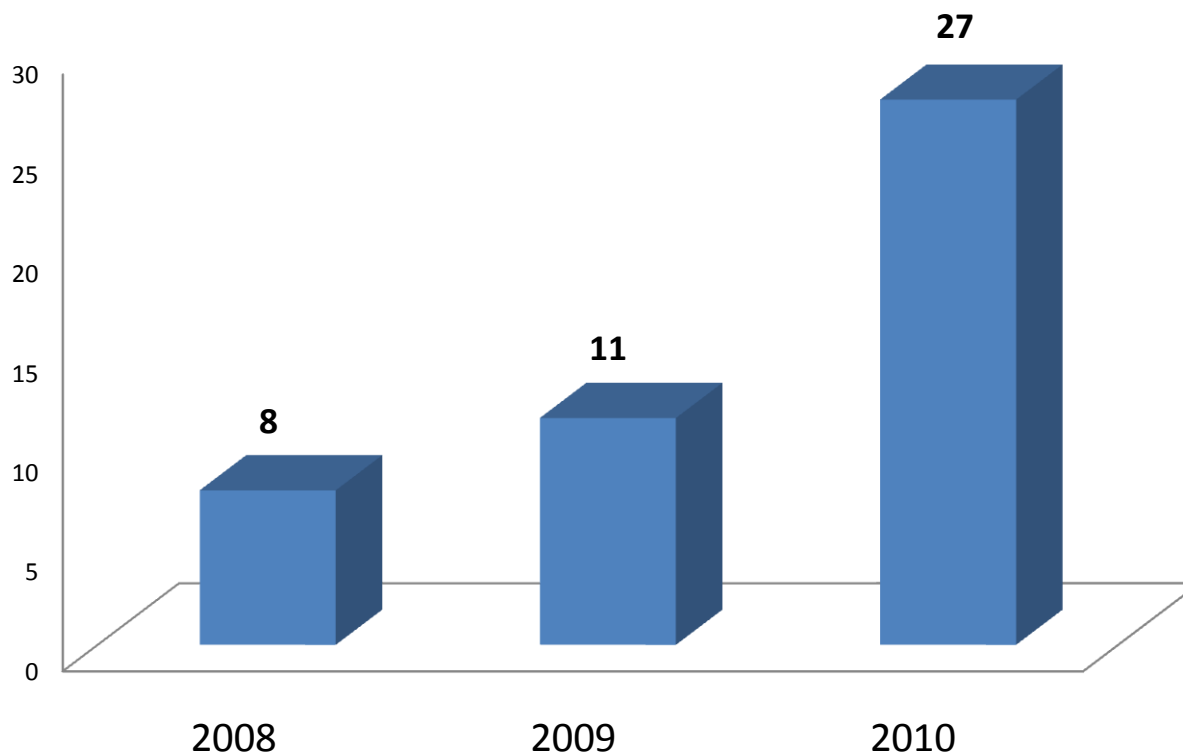
Sector	Outputs
<b>Education</b>	<p>826 temporary classrooms built and equipped in 57 sites</p> <p>Over 70,000 children went back to school; 100,000 school kits purchased</p> <p>Financial support to 1,188 non-public schools (US\$3 million)</p> <p>Collaboration with the Ministry of Education in the design of the Education Strategy</p>
<b>Water &amp; Sanitation</b>	<p>500,000m3 of potable water delivered to 500,000 persons between January and July</p> <p>12,470 households connected to potable water</p> <p>Creation of 4 regional offices for potable water and sanitation (OREPA)</p> <p>6 water systems created and operating in the Grande Anse department</p>
<b>Transport</b>	<p>73km road built; 87.2km road rehabilitated; 3 bridges rehabilitated</p> <p>Jacmel airport rehabilitated</p> <p>45 percent progress on the rehabilitation of 150km of main roads</p> <p>20km of works to improve rain water drainage</p>
<b>Energy</b>	<p>192 transformers ordered and delivered to the utility</p> <p>Resources management system installed and implemented</p> <p>Preparation of a white paper for the Haitian government on a strategy for developing the sector, in collaboration with the World Bank and USAID</p>
<b>Agriculture</b>	<p>Irrigation of a never-before irrigated 2,000 hectares in the Artibonite Valley</p> <p>500,000 new small farmers beneficiaries of vaccination programs against swine fever, anthrax and Newcastle fever (50% of the total number of Haitian farmers)</p> <p>10 km of ravines protected against flooding and erosion</p> <p>Around 800,000 farmers have access to better agriculture services and rural infrastructure</p>
<b>Social Protection &amp; Health</b>	<p>A national campaign “Child Health Week” was delivered together with the immunization program</p> <p>Health response to cholera outbreak: US\$1 million channeled to strengthen the Ministry of Health, and US\$14 million were allocated to UNICEF based on the implementation plan approved by the Ministry of Health.</p>

# Learning



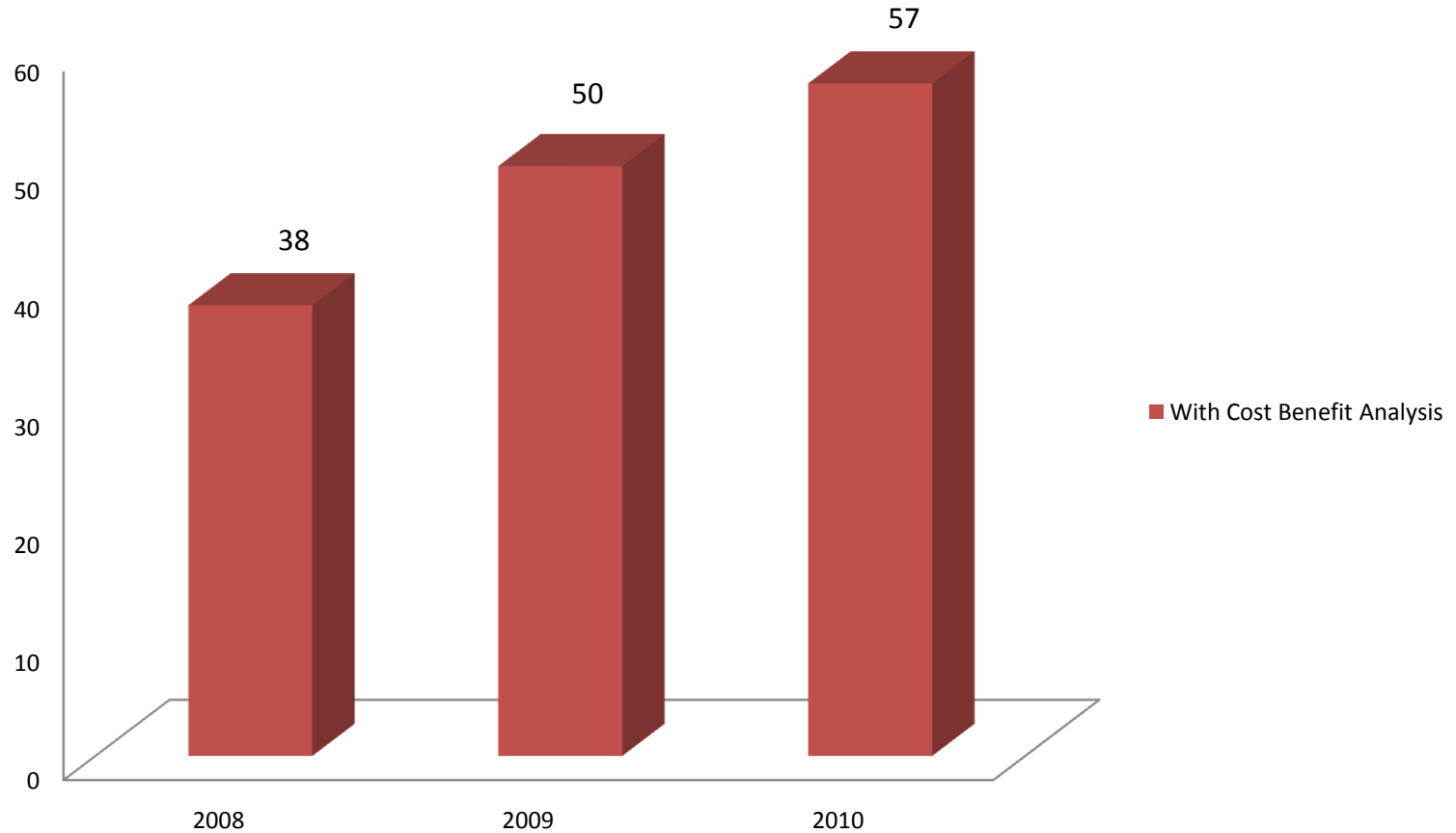
# We are generating a body of knowledge of “what works” in meeting the region’s development challenges ...

✓ **Percentage of approved projects with rigorous evaluation design**



✓ **increasing ex-ante cost-benefit analysis were applicable**

**Percentage of Projects with Cost-Benefit Analysis SGO**



## Examples of “what works” based on impact evaluations of our projects ...

- ✓ In Argentina, we tested three innovative inquiry-based models to improve learning in math and science in elementary schools. After one year, one of the models proved to work best and boost learning, so it was expanded nationally.
- ✓ Public-credit policies in Brazil have a positive impact of about 24% on employment and 40% on exports.
- ✓ In Colombia, COLCIENCIAS funding had an average impact on introduction of new products and labor productivity of around 12% and 15% percent respectively, with these effects becoming more significant between three to five years after the firms started the program.
- ✓ The DEO also reports many ongoing impact evaluations that will generate knowledge on areas such as neonatal and maternal health, citizen security, climate change, and agricultural productivity, among others.

# Overview for 2011

*The key development effectiveness challenges are:*

- ✓ To consolidate our programming through results-based country strategies
- ✓ To implement the IDB-9 mandate for all SG and NSG operations to meet a minimum evaluability threshold
- ✓ To expand our results-based approach to technical assistance and knowledge products
- ✓ To increase the number of completed projects that credibly demonstrate satisfactory results at completion,
- ✓ To use the knowledge gained on effectiveness to feed back into better loan and technical assistance to the region.
- ✓ Increase synergies with OVE