

# Crime and Durable Goods

Sebastián Galiani  
Laura Jaitman  
Federico Weinschelbaum

Department of Research and  
Chief Economist

DISCUSSION  
PAPER N°  
IDB-DP-541

# Crime and Durable Goods

Sebastián Galiani\*

Laura Jaitman\*\*

Federico Weinschelbaum\*\*\*

\* University of Maryland and National Bureau of Economic Research

\*\* Inter-American Development Bank

\*\*\* Universidad de San Andrés and Consejo Nacional de Investigaciones Científicas y Técnicas

September 2017



<http://www.iadb.org>

Copyright © 2017 Inter-American Development Bank. This work is licensed under a Creative Commons IGO 3.0 Attribution-NonCommercial-NoDerivatives (CC-IGO BY-NC-ND 3.0 IGO) license (<http://creativecommons.org/licenses/by-nc-nd/3.0/igo/legalcode>) and may be reproduced with attribution to the IDB and for any non-commercial purpose. No derivative work is allowed.

Any dispute related to the use of the works of the IDB that cannot be settled amicably shall be submitted to arbitration pursuant to the UNCITRAL rules. The use of the IDB's name for any purpose other than for attribution, and the use of IDB's logo shall be subject to a separate written license agreement between the IDB and the user and is not authorized as part of this CC-IGO license.

Note that link provided above includes additional terms and conditions of the license.

The opinions expressed in this publication are those of the authors and do not necessarily reflect the views of the Inter-American Development Bank, its Board of Directors, or the countries they represent.



## Abstract<sup>1</sup>

Crime and the durability of goods are strongly connected issues. However, surprisingly, they have been studied separately. This paper explores the relationship between the production of durable goods and crime from a theoretical perspective and draws important conclusions for both topics. Crime affects the consumer and producer surplus and thus the behavior of consumers, firms, the market equilibrium, and, in turn, the social optimum. Lower durability of goods reduces the incentive to steal those goods, thus reducing crime. When crime is included in the standard framework of durable goods, the socially optimal durability level is lower. Even without considering the negative non-market externalities of crime, perfect competition does not provide the optimal durability level. When considering different stealing technologies, perfect competition either over-produces durability or produces zero (minimum) durability. The monopolist under-produces durability regardless of the stealing technology considered. If all the crime externalities are taken into account, the socially optimal durability level is reduced further and gets closer to that which prevails under monopoly. The model has a clear policy implication: the durability of goods, and the market structure for those goods, can be an effective instrument to reduce crime. In particular, making the durability of a good contingent upon that good being stolen is likely to increase welfare.

**JEL classifications:** K00, K42, D40, D62

**Keywords:** Crime, Theft, Durability, Perfect Competition, Monopoly, Externality, Social optimum

---

<sup>1</sup> The authors thank Omar Chisari, Victor Filipe, Santiago Levy, Francisco Poggi, and participants at the following seminars for helpful comments: Wharton School, Fundação Getulio Vargas EESP, Universidad Diego Portales, Academia Nacional de Ciencias Economicas of Argentina, World Bank and IDB-LICIP Crime and Policies seminar at Universidad Torcuato Di Tella. Corresponding author: Federico Weinschelbaum. Address: Vito Dumas 284, B1644BID Victoria, Buenos Aires, Argentina. E-mail: fweinsch@udesa.edu.ar. Phone: 54-11-4725-7041. Fax: 54-11-4725-7010.

## 1. Introduction

Durability is an important feature of the quality of the goods produced that is valued by consumers and affects the prices they are willing to pay for it. Durability is usually referred as the speed at which quality deteriorates. Crime and the durability of goods are strongly connected issues. However, surprisingly, they have been studied separately and there has not been any link between the literature on the production of durable goods and the literature on crime. This paper explores the relationship between crime and the durability of goods from a theoretical perspective and draws important conclusions for both topics from the interaction between them.

On the one hand, since Gary Becker's seminal paper in 1968, there has been remarkable progress in the analysis of crime from the criminology and crime economics perspectives. Studies focusing on factors that increase the expected costs or reduce the expected benefits of committing crimes led to important, mainly empirical, contributions to the crime-reducing impact of different law enforcement, education, and employment policies (see, for example, Machin et al., 2013 and Machin and Draca, 2015). On the other hand, microeconomic theory has studied the optimal durability of goods to disentangle whether, under the monopoly market structure, social optimum durability is achieved. This literature, which has evolved since the 1960s, has found that under reasonable assumptions a monopolist under-produces durability, as this feature of the goods links the production of present and future periods and in turn allows for higher prices of new goods in the future periods.

The literature on crime has been focused on the demand side of stolen goods (the criminals) and has not addressed the producer side of the potentially stolen goods as an important determinant of the features of goods that affect their prices. Durability is one of such features. In this paper we develop a theoretical model to study the connection between durability and crime. Our model has clear policy implications: the durability of goods, and the market structure under which goods are produced, can affect crime. Interventions that attempt to reduce the level of durability of goods make stealing less profitable, which leads to a reduction in the incidence of acquisitive crimes. Additionally, making the durability of goods contingent on those goods being stolen would also likely increase welfare by diminishing the future utility or resale value of those goods if they are stolen. Moreover, traditional policy recommendations to reduce crime, such as an increase in the severity or celerity of sanctions, probably have a lower impact in the long run through the equilibrium effect that the reduction of crime have on the durability of the goods.

In order to formally assess the link between crime and the optimal level of durability, we develop a model that adds crime to the standard framework of the production of durable goods. Crime produces market and

non-market externalities because the losses and damages it causes go beyond the stolen objects and can lead to long-lasting negative consequences, even death. The model shows that crime reduces the optimal level of durability. Unlike a scenario without crime, perfect competition does not provide the optimal durability level, even if we do not consider the non-market externalities caused by crime. Two technologies for stealing are studied: the random stealing technology in which durability is not observable (all types of goods have the same probability of being stolen); and the selective stealing technology in which durability is observable and criminals target it. Perfect competition sets a durability level that is higher than the social optimum, i.e., it over-produces durability under the random stealing technology and produces zero durability under selective stealing. The monopoly market structure sets a durability level that is lower than the social optimum, i.e., it under-produces durability, regardless of the stealing technology. If we also consider the non-market externalities caused by crime, the optimal social level of durability gets closer to the one that prevails under monopoly. We find that if this externality is big enough, even the monopoly market structure could over-produce durability.

Advancing the understanding of the causes of crime and of policies that could reduce crime rates is very important both for developed and developing countries. Crime has negative effects on the welfare of individuals and societies. Crime and the threat of crime distort the allocation of resources from governments, households, and firms (Sah 1991; Jaitman 2015). Most of the crimes recorded by the police are property crimes. In the United States, property crime represented 87 percent of total crime in 2014, and financial losses suffered by victims of these crimes totaled approximately \$14.3 billion (FBI 2014). In England and Wales, property crime accounted for 70 percent of all crimes recorded by the police in 2013–2014 (UK Office of National Statistics 2014). The consistently high proportion of offenses attributable to property crimes means that acquisitive crimes are important drivers of overall crime trends.<sup>2</sup> Indeed, burglary and vehicle-related theft are considered to be “keystone” crimes that are thought to facilitate and encourage other types of crime (Farrell et al. 2010).

A large component of property crimes worldwide involves durable goods, which are goods that are not consumed or destroyed and can be used for a period of time and are therefore costlier. For example, in the United States, there were an estimated 690,000 thefts of motor vehicles in 2014, which accounted for around \$4.5 billion in losses (FBI 2014). Of all the motor vehicles stolen in 2014, 74.5 percent were automobiles. In the United Kingdom there were around 32,000 motor vehicle offenses reported to the police in the same year. Another example is mobile phones. Official data indicate that in 2013 more than a quarter of all thefts

---

<sup>2</sup> These types of crimes are also predominantly reported to the police for insurance reasons. Property crimes are also the most prevalent reported in victimization surveys (Jaitman and Anauati, forthcoming).

and over half of grand larcenies from a person in New York City involved a smartphone. In 2013–2014 in England and Wales, there were half a million mobile phone theft victims. Most thefts in San Francisco (59 percent) and London (49 percent) in 2013 also involved the theft of a smartphone (Technological Advisory Council 2014). In Latin America, the share of durable goods in thefts and robberies is even greater. According to the national victimization survey in Chile, durable goods represented 96 percent of thefts and robberies in 2013 (Subsecretaria de Prevención y Delito 2014), while in Colombia, 48 percent of thefts were cellular phones in that year (DANE 2014). Finally, according to the 2013 crime victimization survey in Mexico, 52 percent of total thefts committed on the street or on public transports involved cellular phones (INEGI 2014).

How could the durability of goods affect the equilibrium crime rate? In the crime economics basic framework (Becker 1968; Erlich 1973), durability can be considered one of the characteristics of goods that potential criminals take into account when making their decision to get involved in illegal activities. The durability increases the attractiveness of the goods. Under that framework, individuals act rationally and therefore seek to maximize their well-being, comparing the costs and benefits of participating in the legal or illegal sector. The benefits of committing a crime can be pecuniary benefits and psychological benefits. The costs from participating in the illegal sector are usually the probability of apprehension times sentences handed down to criminals. Thus, an individual will become a criminal only if the net expected return of that activity exceeds the net return that will be obtained through a legal activity which in a simplified form is the salary earned.

Under this crime economics framework, criminals can be deterred from committing crimes by policies that either reduce the expected net benefits from crime vis-à-vis legal activities or increase the expected payoff from working legally. For example, increasing the certainty, celerity, and severity of punishment can reduce the net return to crime (by increasing the expected cost of criminal activity), while increases in salaries in the legal sector can reduce the number of criminals. The parallel of that concept for the purpose here is that a reduction in the durability of stolen goods can also reduce crime, since it reduces the pecuniary benefits of crime. This is because it is intuitive to think that the less durable a good, the lower its resale price will be and the lower its consumption value for the thief. Consequently, as the benefits of illegal activities decrease, *ceteris paribus*, criminals will find it less profitable to devote themselves to illegal activities. In an extreme case, if durability is zero and thus goods do not yield services once stolen, criminals would not benefit from stealing goods, and this type of acquisitive crime would not occur.

In fact, there seems to be supportive evidence for the criminological approach outlined by Clarke (1999, 2000), who stressed the role of a range of price and nonprice attributes in determining rates of theft across

goods. Durability is one such attribute that translates into prices. Due to the value of durability, depending on the technology, it may be impossible or very difficult for the goods to be subject to theft. As we will discuss later, what would be optimal is to have a level of durability that is contingent upon the good being stolen. A proxy of this technology is available for mobile phones. If you report the device as stolen and include it in international black lists through its unique identification number (IMEI) such that companies can make the reconnection impossible. Thus, the only possible use of a stolen mobile phone is to dismantle and sell the parts.

Interestingly enough, there is empirical evidence of a decrease in car thefts once technologies to deter these crimes were introduced. According to a study by Morgan et al. (2016), vehicle thefts started rising in the 1960s, and steering locks were introduced as a result. The locks did not stop vehicle thefts, leading to a “second wave” of security devices in the 1980s and 1990s that included central locking, car alarms, and – most importantly – electronic immobilizers (devices fitted to vehicles that prevent starting the engine without the key, which contains a microchip uniquely programmed by the dealer to match the car). Vehicle thefts began to fall sharply as many of the second-wave devices spread through the vehicle fleet. Once electronic immobilizers were installed on around half the vehicle fleet in certain nations, those nations saw a sharp decline in vehicle thefts of around 40 percent (see Figure 1). The spread of electronic immobilizers happened more quickly in Europe and Australia than in the United States and Canada due partly to the presence and timing of legislation mandating the installation of such immobilizers in new vehicles by producer. This was a clear shock to the market of durable goods from the supply side. Legislation was important in putting the burden on producers rather than consumers – according to Morgan et al. (2016) there was little evidence of consumers retrofitting electronic immobilizers to existing vehicles, and installation of immobilizers by suppliers required no knowledge or conscious action by the consumer (most people do not know their car has an electronic immobilizer and do not need to even switch it on). The channel through which this intervention reduced crime was by making theft more difficult, not because it led to more offenders being caught (vehicle crime detection rates changed little during the period of sharp decline in offenses).

Thus, our paper contributes to the literature on durable goods and crime economics. The latter has focused mainly on the deterrence effects of changing the costs of committing crimes, particularly increases in the certainty, celerity, and severity of punishment through criminal justice system reforms or law enforcement interventions (for a review see Chalfin and McCrary, forthcoming, and Nagin, 2013). Another strand of the literature focuses on changes in the incentives to engage in legal activities and explores the relationship between crime and unemployment or crime and education (Bell, Costa and Machin 2016; Fougère, Pouget,



and Kramarz 2009; Freeman 1999; Machin and Meghir 2004). Less studied has been the question of how changes in the benefits from or returns to criminal activity affect observed crime levels. In the case of property theft, a key determinant of the benefits derived from crime is the financial value of stolen property, which is important both in terms of the resale potential of the property and the extent of its utility for the criminal's personal consumption. Thus, changes in these benefits may affect criminal participation decisions. There are a few empirical studies that address the issue of how the economic return of property crime may change crime levels. These include Reilly and Witt (2008) on changes in prices of audio-visual goods, Draca, Koutmeridis, and Machin (2015) on the impact of commodity prices such as gold and copper in the United Kingdom, and D'Este (2014) on the availability in the United States of pawnshops, which are usually associated with increasing opportunities to sell stolen goods. To the best of our knowledge the existing crime economics literature has not studied how the supply of goods may affect crime. Clearly, lowering durability reduces the incentives to steal durable goods. This would displace some criminals to other types of crime (crowding out) and also would reduce the incentives to engage in illegal activities (crowding in). The measurement of these effects is, nevertheless, beyond the scope of this paper.

On the other hand, the literature on durable goods has developed along various dimensions since the main contributions in the 1970s, which included Akerlof (1970) on adverse selection, Swan (1970, 1971) on optimal durability, and Coase (1972) on time inconsistency. Although Akerlof's contribution was not on durables, his main application was to the automobile market. In the 1990s, asymmetric information and adverse selection were included in models of durable goods, and the literature initially advanced these models and then turned to other developments more consistent with the real world. There have been important contributions in terms of the choice of the durability level which we aim to contribute to. Studies include Hendel and Lizzeri (1999), Mussa and Rosen (1978), and Waldman (1996a, 1996b), as well as product-line literature on the introduction of new products and research and development, and on leasing markets, especially for cars (Hendel and Lizzeri 2002). However, this literature still does not consider the presence of crime and its effect on the production of durability nor it addresses the possibility that reducing the durability of a good could reduce the incentives to steal it.

The next section discusses the literature that deals with the monopoly market structure in the production of durable goods. Section 3 introduces the externality of durability to crime and presents the set-up for our analysis. Section 4 develops the model and studies the results under both monopoly and perfect competition market structures. Section 5 then discusses the main policy implications derived from the analysis and presents related empirical evidence. Section 6 puts forth our conclusions.

## 2. Durable Goods: A Literature Review

There is a vast literature that deals with monopoly in the production of durable goods.<sup>3</sup> Durable goods pose a number of questions for microeconomic analysis. One of the most important questions that has been studied is whether a monopolist produces the “optimal” level of durability, or more generally, under which conditions a monopolist under-produces the optimal durability level. All the literature either implicitly or explicitly assumes that welfare is the sum of producer and consumer surplus, and perfect competition leads to the optimal level of durability.

The initial main results in the literature concerning the choice of durability come from Swan (1970, 1971) and Sieper and Swan (1973), who consider a variety of settings in which the socially optimal durability level is that which minimizes the cost of producing the service stream provided by the firm’s output choices. Swan (1971) shows that, as a monopolist has an incentive to minimize the cost of producing whatever service stream it provides, that monopolist will produce output with the socially optimal level of durability. There are three important assumptions that lead to Swan’s results. First, the firm commits to a choice of price and durability for the future at an initial date. Second, the durable product is valued for the services it yields, implying that units of services are perfect substitutes irrespective of the age or the durability of the product from which they are derived. And third, the lifetime distribution of the service stream generated by the durable good is fixed at the date of production.

Bulow (1982, 1986) relaxes the first of the assumptions and shows that the firm faces a time-inconsistency problem in a two period setting due to the durability of the product, so the monopolist has to reduce durability in the first period to mitigate this problem. Rust (1986) relaxes the second and third assumptions and also finds that the monopolist chooses durability levels that are below the socially optimal level. Hendel and Lizzeri (1999) use a model in which output can also be distorted, and show that the choice of durability is not optimal as durability may even be over-provided by the monopolist.

Along these lines Waldman (1996a) relaxes the second assumption in a set-up in which the monopolist sells new goods of a better quality in each period and there is an operating secondhand market in which old units are traded among consumers. One of the main results of his model is that durability is set below the socially optimal level by the monopolist. The logic is that because new and used units are substitutes, albeit imperfect ones, the price of a used unit on the secondhand market constrains the monopolist in terms of the price it charges for new units. By reducing durability below the efficient level and thus the quality of used units below that level, the monopolist reduces the substitutability between new and used units, which, in

---

<sup>3</sup> Waldman (2003) presents an excellent survey.

turn, allows the firm to increase the price of new units. It is possible, in fact, to generalize the above argument to state that a durable goods seller will have less incentive to reduce durability as market power declines.<sup>4</sup>

Like Waldman (1996a), Waldman (1996b) also considers a durable goods monopoly model where new units of output are of higher quality than old units. However, in contrast to the first analysis, in Waldman (1996b) the monopolist does not face a durability choice; rather, quality deteriorates at an exogenously fixed speed. The focus in Waldman (1996b) is on the incentive for a durable goods monopolist to eliminate the secondhand market. Finally, another strand of the literature on the durability choice shows that it can also affect technological progress. If products are too durable, potential innovators may lack the incentives to invest in the development of a new technology and the economy may stagnate as a result (Gandal and Shy 1993).

To the best of our knowledge, the literature on durable goods still ignores the relationship between durable goods and crime. Therefore, a novel contribution of this paper is to shed light on this relationship by developing a theoretical model that incorporates the cost of crime, based on the rational model of crime, into the standard framework of durable goods.

### 3. Introducing the Externality of Durability to Crime

As discussed in Section 2, the threat of property crimes is absent in the literature on durable goods. If we introduce the possibility that goods could be stolen and resold in a secondary illegal market, the results regarding the socially optimal choice of durability may be affected. We begin our theoretical investigation with the traditional utilitarian welfare function. We assume a simple additive relationship of the form:

$$W = \sum_i CS_i(q_i, D_i) + \sum_j PS_j(q_j, D_j) \quad ,$$

where *CS* stands for consumer surplus and *PS* for producer surplus, *q* is the quantity and *D* the quality of the good, and *i* indexes consumers while *j* indexes firms. Quality is positively associated with the durability of the good and in this case the only feature of quality considered is the durability so *D* will represent the

---

<sup>4</sup> The logic is as follows. The return to reducing durability is the higher price the firm receives in the future for its new units of output. A reduction in market power should thus decrease the firm's incentive to reduce durability for two reasons. First, similar to the above argument concerning perfect competition, as market power declines, the price for new units will be determined more by the competition between the sellers of new units than by the substitutability between new and old units. Second, there is a public good aspect to the problem that becomes more important as market power declines. That is, the return to reducing durability is the higher price for new units in the future, and as market power declines each seller is a smaller part of the total market and should thus internalize a smaller and smaller proportion of this return (Waldman 1996a).

durability in the rest of the paper. Following Waldman (1996a), we will refer to durability as the choice of the speed with which the quality of a unit deteriorates.

It is intuitive to think that the greater the durability of a good, the higher its selling price and the larger the likelihood of property crimes to which it may be subject. This in turn will reduce welfare, thus the welfare function becomes:

$$W = \left( \sum_i CS_i(q_i, D_i) + \sum_j PS_j(q_j, D_j), Crime(q, D) \right).$$

It is clear that the cost of crime includes externalities. Apart from the losses and inconveniences of acquisitive crimes, thefts can become violent, producing further physical and psychological injuries. Robbery is an intrinsically violent crime, and, in fact, it is defined as theft accomplished by force or the threat of physical injury. Robbery is mainly of durable goods. In an extreme case, violent robbery proves fatal to the victim. This is a relatively rare event given that there are millions of thefts and robberies annually. Nevertheless, the probability of robbery homicides is a major contributor to the public's fear of crime. The costs associated with fatal robberies, the fear of getting robbed, and the psychological traumas caused by being robbed are clearly not included in the traditional welfare (consumer surplus + producer surplus) model. The size of this non-market externality seems to vary across countries. We present empirical support for this point in Figure 2, which shows the percentage of victims of a crime due to armed robbery, and Figure 3, which shows the homicide rate of victims killed during the commission of a robbery per 100,000 people.

More violent acquisitive crimes seem to be common in Latin American and the Caribbean (LAC), but less so in developed countries. According to the United Nations Office on Drugs and Crime, in 2014 approximately 15 percent of robberies led to homicides in LAC, compared to the world average of 9.1 percent (considering a sample of 33 countries). In countries such as Jamaica, 46 percent of homicide victims were killed during the commission of a robbery compared to 5 percent in the United States. This heightened degree of violence is also illustrated in victimization surveys. According to the 2014 Latin American Public Opinion Project, armed robbery accounted on average for 26 percent of total crimes in the region in 2014. In contrast, in the United States, only 5 percent of crimes were armed robberies. Furthermore, in 2014, 13 percent of victims of crime in LAC were victims of unarmed robbery, but which involved assault or physical threat, while in the United States that figure was for only 5 percent of crimes.

As will be shown in the following section, the durability of goods influences the incidence of crime. The choice of a lower level of durability by producers would reduce the amount of robberies and consequently reduce violence and the externality of crime. If our objective is to reduce crime, we need to set  $D$  (the durability of goods) low. The optimal action, provided the necessary technology is cheap enough, is to design a good that once stolen depreciates completely. Unfortunately the technology for achieving this is not cheap enough or even available for all goods.

#### **4. The Model**

This section introduces the possibility of the occurrence of crime into the durable goods theoretical framework. We build upon Waldman (1996a), who models a world without crime and shows that a monopolist would produce a durability level lower than that which is socially optimal in a two-period model. We first present Waldman's results in order to then develop the model with the introduction of crime. Thus, we take Waldman's model to be our benchmark world without crime.

In our case, in the second period there is a secondhand market for used goods, but there is also a stolen goods market. Two technologies for theft are introduced: "selective stealing," in which the goods are targeted by the thieves and the most valuable goods are stolen "first"; and "random stealing," in which all the goods have the same probability of being stolen. The social optimum is characterized taking into consideration both the consumer and producer surplus as well as the externality that arises because of crime. Finally, we solve the model for the case of the monopolist.

##### **4.1 The Waldman Model**

Waldman's model considers a world without crime and a monopoly that faces pricing problems of what might be a product line: a quality-differentiated spectrum of goods of the same generic type. In this case it is a durable good that yields unit services that are not perfect substitutes in production and in consumption irrespective of the durability of the product. The seller knows the distribution of tastes and demands in the market, but cannot distinguish between buyers so cannot engage in price discrimination.

Waldman (1996a) presents a two-period world in which output lasts for two periods,  $t = 1, 2$ . In each period the firm chooses how much durability to build into its output, where the durability choice, denoted as  $D_t$  in period  $t$ , affects both the marginal cost of production and the speed with which quality deteriorates. In each period, the firm faces a constant marginal cost of production  $c(D_t)$  where  $c'(0) = 0$ ;  $c'(D) > 0$  and  $c''(D) > 0$  for all  $D > 0$ . Waldman (1996a) assumes no fixed costs, although adding small fixed costs does not change his results qualitatively.

In each period  $t$ , new units of the product are of quality  $Q^N$ , while in the second period units that are one period old are of quality  $Q^0(D_1)$ , where  $Q^0(0) = 0$ ;  $Q^0(\infty) < Q^N$ ;  $Q^{0'}(0) = \infty$ ,  $Q^{0'}(D) > 0$ , and  $Q^{0''}(D) < 0$  for all  $D \geq 0$ .

There are two types of consumers, and each type lives two periods. There is a mass of size  $n_1$  of type 1 consumers and a mass of size  $n_2$  of type 2 consumers. The gross utility of a representative consumer of type  $i$  is  $v_i Q$  with  $v_2 > v_1 > 0$  when the good is bought legally (in Waldman's model, the only possibility because so far we have not incorporated illegal markets). Consumers are constrained to consume zero units or one unit of the good. Finally, firms and consumers have a common discount factor  $\delta$ ,  $0 < \delta < 1$ .

The timing is as follows: in the first period, the firm sets the durability choice and price for a new unit of output and the consumers decide what to purchase; in the second period, the firm sets the durability choice and price for a new unit of output, consumers decide what to purchase from the firm, and a secondhand market also emerges in which consumers can trade used goods at prices that equate supply and demand.

To reduce the number of cases that need to be considered, Waldman (1996b) assumes the following restrictions on the parameters:

$$n_1 > n_2 \quad (1)$$

$$v_1 Q^N + \delta v_1 Q^0(D) < c(D) \quad \forall D \quad (2)$$

$$v_2(Q^N - Q^0(\infty)) > c(0), \quad (3)$$

where equation (1) implies that the demand for used goods is greater than the supply so in equilibrium, if there is a market for used goods, as turns out to be the case, the price is positive. Equation (2) It states that the valuation of type 1 consumers ( $v_1$ ) is sufficiently small that the firm does not have an incentive to sell a new unit of output to a type 1 consumer in either period. Finally, the interpretation of equation (3) is that the valuation of type 2 consumers is high enough to ensure that the firm finds it profitable to produce new units of output in the second period.

Waldman solved the model for a monopolistic firm and finds the following equilibrium characterized by  $P_t^{N'}$ , the equilibrium price for a new unit of output in period  $t$ , and  $D_t'$ , the monopolist's equilibrium durability choice in period  $t$ . In the second period the optimal durability would be  $D_2' = 0$  as there is no further period. Waldman solves the model for the monopolist who chooses the durability of goods in period one,  $D_1'$ , to maximize its profits:

$$\text{Max}_{D_1'} v_2 Q^N - c(D_1) + \delta \{ (v_1 Q^0(D_1) + v_2 [Q^N - Q^0(D_1)] + v_1 Q^0(D_1)) - c(0) \}.$$

The price the monopolist can charge in period one to high value consumers is  $P_1^N = v_2 Q^N + \delta v_1 Q^0(D_1)$  and in period two the price of new goods is  $P_2^N = v_1 Q^0(D_1') + v_2 [Q^N - Q^0(D_1)]$ ; so that high type consumers are willing to buy a new good from the monopolist and sell their old good in the secondhand market to low type consumers. Therefore, the monopolist would choose a durability  $D_1'$  that is defined implicitly by the following equation (4) if  $2v_1 > v_2$ :

$$\delta \left[ 2 - \frac{v_2}{v_1} \right] v_1 Q^{0'}(D_1') - c'(D_1') = 0 \quad (4)$$

In  $t = 2$ , type 2 consumers sell old units to type 1 consumers at price  $v_1 Q^0(D_1')$ .

Note that if  $2v_1 \leq v_2$ , the equilibrium is characterized by:  $P_1^{N'} = v_2 Q^N$ ;  $D_1' = 0$

$$P_2^{N'} = v_2 Q^N; D_2' = 0.$$

Is  $D_1'$  the socially optimal level of durability? Waldman solves the problem to find  $D_1^*$ , the socially optimal level of durability that should be such that the marginal costs of increasing durability should equal the marginal benefit to consumers of increased durability. Thus the socially optimal durability choice in period 1 satisfies this condition:

$$\delta v_1 Q^{0'}(D_1^*) - c'(D_1^*) = 0 \quad (5)$$

The first order condition in (5) is the same first order condition as in perfect competition. Therefore, in Waldman setting perfect competition produces the socially optimal level of durability and the results show  $0 < D_1' < D_1^*$ , thus the monopolist under-produces durability. The underlying reasoning is that if the monopolist produces durable output in  $t = 1$ , then in  $t = 2$  the price of the secondhand market limits what the firm charges for new units, as consumers have old units and otherwise would keep consuming those rather than buy new ones. Given this linkage between periods, the monopolist has incentives to lower the durability of the first period to be able to charge a higher price in the second period for its new units. Therefore, Waldman (1996a) concludes that the durability in equilibrium is lower than it would be at the socially optimal level in period one (though in the second period it is socially optimal). Finally, Waldman

shows that if  $v_1$  is small enough, the monopoly does not have incentives to produce durable goods in the first period and thus eliminates the secondhand market in the second period.

## 4.2 The Model with Crime

In this section we allow for crime to occur in the model. We state the general problem with the necessary modifications to include the possibility of crime and in the following sections we will provide the solution for perfect competition, for the social optimum and for the monopolist in order to compare the three scenarios.

To allow for crime to occur we introduce a stealing function that could be considered as a reduced form of a crime model. At the beginning of the second period the consumer who owns a good can be victim of a theft or robbery.<sup>5</sup> We assume that there is a cost of stealing a mass of size  $m$  goods, given that there is a mass of size  $h$  goods that could be stolen. This cost is defined as:  $s(m; h) = \frac{m^2 k}{h}$  (for example, assume  $k \geq v_2 Q^N$ ).<sup>6</sup> When a good is stolen, the owner loses the good and can neither consume nor sell it.

In this setting the utility function of the consumer also changes to incorporate buying from the illegal market. On the demand side, there are still two types of consumers. There is a mass of size  $n_1$  of type 1 consumers, and a mass of size  $n_2$  of type 2 consumers. Consumers can distinguish perfectly between used and stolen goods. The gross utility of a representative consumer of type  $i$  is  $v_i Q$ , with  $v_2 > v_1 > 0$  when the good is bought legally and  $\alpha v_i Q$  when it is bought illegally (i.e., if it was stolen and sold in the illegal market) with  $0 \leq \alpha < 1$ . The three assumptions on the parameters made in the previous section still hold, but equation (1) now means that in equilibrium, if there is a market for used goods, the price is positive and there could be incentives for stealing the good.

The sequence of the game is as follows. In the first period, production takes place and firms market their output. In the second period, goods bought in the first period can be stolen, production takes place, and firms, owners of used goods, and thieves sell their goods.

Note that if a technology were available to make the durability of goods contingent upon the good being stolen, it would be optimal to set durability equal to 0 for the stolen goods. This would reduce the value of the stolen goods to zero and thus, there would be no crime. When such a technology to discriminate

---

<sup>5</sup> We use the terms “theft” and “robbery” interchangeably in this paper to refer to the subtraction of goods from the legal owner. Use of violence is not included in this model, thus there is no difference between theft and robbery here. The externality of crime exists both for thefts and robberies.

<sup>6</sup> To simplify matters, we take this stealing cost function as a reduced form of the crime model à la Becker (1968).



durability in the second period is possible, it is similar to setting  $\alpha = 0$ . Therefore, the model goes back to Waldman (1996a), a world without crime, as stated earlier. As noted above, this seems to be the direction in which technological developments and regulations tend to be evolving to.<sup>7</sup>

However, such a technology is not available for all goods. Thus, we examine the case where it is not possible to make durability contingent upon goods being stolen. We implicitly assume that if it is possible to provide a differential durability for goods when they are stolen but the technology cannot make the good completely worthless, this would reduce consumers' valuation of stolen goods but not to zero. We can think that this reduces the valuation to  $\alpha < \alpha'$ , where  $\alpha'v_iQ$  would be the valuation of a stolen good for a consumer of type  $i$  if there is no reduction in durability when the good is stolen.

We introduce two different technologies of stealing goods. In the first one, whenever there is heterogeneity of the goods (i.e., goods with different  $D$ ), the ones with a higher durability and thus a higher resale value are stolen, which we call selective stealing. In the second one, the thieves are not able to distinguish the quality of goods, or equivalently the stolen good arrives randomly, so any good has the same probability of being stolen. We call this random stealing.

We proceed now to solve the model backwards in general terms without choosing stealing technologies or market structure. Note that when there is a market in the second period for used and stolen goods the price of old used goods with durability  $D(P_2^{OD})$  and the price of stolen goods with durability  $D(P_2^{SD})$  are characterized by the same functions, regardless of the market structure and stealing technology considered.

**Lemma 1.** *Whenever there is a market in the second period for used and stolen goods:*

1. *The price of the used goods with durability  $D$  is:*

$$P_2^{OD} = v_1 Q^0(D_1)$$

2. *The price of the stolen goods with durability  $D$  is:*

$$P_2^{SD} = \alpha v_1 Q^0(D_1)$$

The intuition of lemma 1 is that, since the quantity of consumers who demand both used and stolen goods is higher than the supply, the equilibrium price is the buyers' reservation price.

---

<sup>7</sup> For example, new smartphones have applications to allow for blocking a lost or stolen device and make the mobile phones worthless in the illegal market. Similarly, the car industry is promoting the use of immobilizers. In addition to these, police departments are encouraging consumers to register their goods in rosters such as "immobilize.com" to control that in secondhand shops there are no sales of stolen goods, or promote reporting to the police thefts of phones to block the unique identification number of the devices (IMEI).

### 4.2.1. Stealing Technologies

We introduce two different technologies of stealing goods. In the first one, whenever there is heterogeneity of the goods (i.e., goods with different  $D$ ), the ones with a higher durability and thus a higher resale value are stolen, which we call selective stealing. In the second one, the thieves are not able to distinguish the quality of goods, or equivalently the stolen good arrives randomly, so any good has the same probability of being stolen. We call this random stealing.

Note that under **selective stealing** the costs of stealing are independent of the durability of the good, and the price of output depends positively on the durability of the good. Therefore, when there is selective stealing, the goods chosen to be stolen are those with greater durability. Given  $F(D)$ , the distribution of durability  $D$ , when there is selective stealing the thieves' problem is deciding the cutoff point of durability. The gains of stealing are the price of the goods stolen minus the cost of stealing. Thus, the thieves have to solve the following problem:

$$\text{Max}_D h \int_D^\infty \alpha v_1 Q^0(s) f(s) ds - \frac{(\int_D^\infty f(s) ds h)^2 k}{h}.$$

The first order condition is:

$$-h \alpha v_1 Q^0(D^*) f(D^{*SS}) + \frac{2(1 - F(D^{*SS})) f(D^{*SS}) h^2 k}{h} = 0,$$

or similarly:

$$-\alpha v_1 Q^0(D^{*SS}) + 2(1 - F(D^{*SS})) k = 0. \quad (6)$$

Therefore, we obtain the following result:

**Lemma 2.** *When there is selective stealing goods of a durability greater than  $D^{*SS}$  are stolen, while those of lesser durability are not stolen. Whenever there is a positive mass of goods of durability  $D^{*SS}$ , some of the goods of a durability equal to  $D^{*SS}$  are stolen and some are not.  $D^{*SS}$  is defined implicitly by equation (6).*

We now introduce the **random stealing** technology. Given the distribution of durability  $D$  ( $F(D)$ ), when there is random stealing the goods that are stolen are randomly "chosen." Thus, the thieves' decision involves the quantity of goods to be stolen and not the cutoff point of durability, as in the previous case. This quantity comes from maximizing the gains of stealing, which are the quantity stolen times the average

price, minus the stealing cost. Thus, in order to determine the optimal quantity, thieves have to maximize the following problem:

$$\text{Max}_m \left( m \int_0^\infty \alpha v_1 Q^0(s) f(s) ds - \frac{(m)^2 k}{h} \right).$$

The solution to this problem is:

$$m^* = \frac{h \int_0^\infty \alpha v_1 Q^0(s) f(s) ds}{2k}. \quad (7)$$

Therefore, we obtain the following result:

**Lemma 3.** *When there is random stealing the quantity of stolen goods is given by equation (7).*

Note that given the assumption about  $k$ , this value is always smaller than  $h$ , which represents the mass that can be stolen.

It is important to note that in the case of selective stealing thieves decide on a threshold in the durability level above which they steal, whereas in random stealing they choose the optimal quantity of goods that they would steal. In this case of random stealing then there will be a probability of goods being stolen derived from the optimal  $m^*$  which will be important for the rest of the analysis and is  $\frac{m^*}{h}$ .

In the following sections we solve for the optimal durability for the cases of perfect competition, the social optimum and the monopolist highlighting the similarities and differences among the different cases and between this crime scenario and Waldman model.

### 4.3. Perfect Competition

In this section we solve for the optimal durability for the perfect competition case. Given the assumptions stated in section 4.2. and Lemma 1, firms should solve for the level of durability and prices in each period. In the second period the optimal durability is  $D_2^{PC} = 0$  where PC denotes perfect competition. So the problem that the firms should solve is to choose the optimal level of durability to produce in the first period taking into account that now goods can be stolen in the second period which is taken into consideration by the consumers while making buying decisions. In the second period the prices for the used and stolen goods, if these markets emerge, are those of Lemma 1. We explore the solution for the different stealing technologies.

Lemma 2 provides a threshold of durability  $D^{*SS}$  above which goods are stolen under the selective stealing technology. Given lemma 2, it is possible to infer that nobody will produce, under perfect competition, a good with durability greater than  $D^{*SS}$ , since this good will be stolen with probability one. This is because type 2 consumers are indifferent to buying such a good or buying a good with durability  $D = 0$ , which is never stolen. Thus, the goods would have the same price, and a good with durability  $D = 0$  is cheaper to produce.<sup>8</sup> In addition, if a good of durability  $D$  is stolen with positive probability (but smaller than one), it is better to sell a good with durability  $D - \varepsilon$ , which is never stolen, since the utility of the consumer is higher and it is cheaper to produce. Thus, we have the following result:

**Proposition 1.** *Under perfect competition and selective stealing, only goods with durability  $D = 0$  are produced. There is no crime and the price is  $P_{1PC}^N = c(0)$  and  $P_{2PC}^N = c(0)$ . Type 1 consumers never consume this good.*

This means that under selective stealing and perfect competition, there are no durable goods. This is because it is not possible to sustain any positive durability for a used good.

Now we turn to the case of random stealing. Lemma 3 provides the optimal amount of goods to be stolen if durability is unobservable or goods appear randomly, and from Lemma 3 the probability of goods being stolen is  $\frac{m^*}{h}$ . When we study the case of perfect competition, we know that the probability that a good is stolen is independent of the durability of the good. It is important to note that each firm will maximize its profit, taking the probability as given (as they are too small to affect this probability), and produce the quality that maximizes consumers' utility. Competition will drive profits to zero. The durability level that would be produced comes from maximizing the utility of the consumer, taking the probability of stealing as given, minus the production cost. Thus, firms solve the following problem:

$$\text{Max}_{D_1} v_2 Q^N + \delta \left\{ \left[ \left( 1 - \frac{\int_0^\infty \alpha v_1 Q^0(s) f(s) ds}{2k} \right) v_1 Q^0(D_1) \right] \right\} - c(D_1), \quad (8)$$

where  $\frac{m^*}{h} = \frac{\int_0^\infty \alpha v_1 Q^0(s) f(s) ds}{2k}$  is the probability that a good is stolen and  $f(s)$  the distribution of durability.

**Proposition 2.** *Under perfect competition and random stealing, the durability  $D_{PC}$  is given, implicitly, by the following equation:*

$$\delta \left[ \left( 1 - \frac{\alpha v_1 Q^0(D_{PC})}{2k} \right) v_1 Q^{0'}(D_{PC}) \right] - c'(D_{PC}) = 0. \quad (9)$$

---

<sup>8</sup> If there is a cost of being a victim of a robbery beyond the loss of the good, as happens, the consumer will strictly prefer to buy a good with durability  $D = 0$ .

*Proof:* All the firms will set durability that maximizes equation (8). Then, all of them will produce the good with the same durability, that is,  $D_{PC}$ , so:

$$\frac{\int_0^{\infty} \alpha v_1 Q^0(s) f(s) ds}{2k} = \frac{\alpha v_1 Q^0(D_{PC})}{2k}.$$

Note that equation (9) always has a unique solution because:

1.  $\delta \left[ \left( 1 - \frac{\alpha v_1 Q^0(0)}{2k} \right) v_1 Q^{0'}(0) \right] - c'(0) > 0$ ,
2.  $\delta \left[ \left( 1 - \frac{\alpha v_1 Q^0(D)}{2k} \right) v_1 Q^{0''}(D) - \frac{\alpha v_1 Q^{0'}(D)}{2k} \right] - c''(D) < 0 \quad \forall D$ , and
3.  $\delta \left[ \left( 1 - \frac{\alpha v_1 Q^0(\infty)}{2k} \right) v_1 Q^{0'}(\infty) \right] - c'(\infty) < 0$ .  $\square$

Thus, under random stealing and perfect competition, there are durable goods and there is also crime. If we compare the optimal level of durability in perfect competition in this setting with crime with the result in Waldman of equation (5), we see that the durability level without crime is lower for perfect competition.

Having determined the levels of durability in perfect competition under both selective stealing (Proposition 1) and random stealing (Proposition 2), we turn now to the social optimum and the monopoly market structure. In both cases we will restrict our analysis to having homogeneity regarding durability. We did not prove that this has to be the case, but neither did we find a case in which this does not hold. We use this assumption so that we can make comparisons with the perfect competition case. Given that there is only one level of durability, which goods are going to be stolen is random under both technologies. Thus, under centralized decision (social optimum and monopoly) the durability is independent on the stealing technology.

#### 4.4. Social Optimum

The social optimum comes from solving the following problem:

$$Max_{D_1} W \left( n_2 \left\{ v_2 Q^N - c(D_1) + \delta \left\{ \left[ \left( 1 - \frac{\alpha v_1 Q^0(D_1)}{2k} \right) v_1 Q^0(D_1) \right] + v_2 Q^N - c(0) + \right. \right. \right. \right. \\ \left. \left. \left. \phi \left[ \frac{\alpha v_1 Q^0(D_1)}{2k} \alpha v_1 Q^0(D_1) - \left( \frac{n_2 \alpha v_1 Q^0(D_1)}{2k} \right)^2 \frac{k}{n_2^2} \right], \right. \right. \right. \\ \left. \left. \left. \propto \frac{v_1 Q^0(D_1)}{2k} n_2 \right\} \right\} \right).$$

Note that the first argument is the total market surplus, and the second term is the externality that derives from crime. The first argument is composed of the consumer surplus plus the producer surplus:

$$n_2 \left\{ v_2 Q^N - c(D_1) + \delta \left\{ \left[ \left( 1 - \frac{\alpha v_1 Q^0(D_1)}{2k} \right) v_1 Q^0(D_1) \right] + v_2 Q^N - c(0) \right\} \right\},$$

where  $n_2\{v_2Q^N - c(D_1)\}$  is the welfare produced by the consumption of the type 2 consumer in the first period minus the cost of producing these goods.  $\delta \left\{ \left[ \left( 1 - \frac{\alpha v_1 Q^0(D_1)}{2k} \right) v_1 Q^0(D_1) \right] \right\}$  is the welfare of consuming in the second period those goods that are not stolen and are produced in the first period.  $\delta\{v_2Q^N - c(0)\}$  is the welfare produced by the production of goods in the second period that are consumed by type 2 consumers. We also incorporate into the welfare function the welfare obtained by the thieves,  $n_2\delta\phi \left[ \frac{\alpha v_1 Q^0(D_1)}{2k} \alpha v_1 Q^0(D_1) - \left( \frac{n_2 v_1 Q^0(D_1)}{2k} 2 \frac{k}{n_2^2} \right) \right]$ , where  $0 \leq \phi < 1$  is the weight that we give to this welfare. We discount it since it is appropriated by thieves.

Having set the problem, the optimal durability is that which makes:

$$W_1 n_2 \left\{ \delta \left[ 1 - \frac{\alpha v_1 Q^0(D_{SO})}{k} + \phi \left( \frac{\alpha^2 v_1 Q^0(D_{SO})}{k} - \left( \frac{\alpha^2 v_1 Q^0(D_{SO})}{2k} \right) \right) \right] v_1 Q^{0'}(D_{SO}) - c'(D_{SO}) \right\} + W_2 \\ \propto \frac{v_1 Q^{0'}(D_{SO})}{2k} n_2 = 0.$$

In order to compare the social optimum with the case of perfect competition and monopoly, we will assume away the externality  $W_2 = 0$  and we will not consider the welfare appropriated by the thieves, i.e.,  $\phi = 0$ . Note that the first assumption increases the social optimum because the cost caused by the externality is not considered, while the second assumption reduces the social optimum because it reduces the benefits.

Under these assumptions the social optimum satisfies the following equation:

$$\delta \left[ 1 - \frac{\alpha v_1 Q^0(D_{SO})}{k} \right] v_1 Q^{0'}(D_{SO}) - c'(D_{SO}) = 0. \quad (10)$$

Note that equation (8) always has a unique solution because:

1.  $\delta \left[ \left( 1 - \frac{\alpha v_1 Q^0(0)}{k} \right) v_1 Q^{0'}(0) \right] - c'(0) > 0$ ,
2.  $\delta \left[ \left( 1 - \frac{\alpha v_1 Q^0(D)}{k} \right) v_1 Q^{0''}(D) - \frac{\alpha v_1 Q^{0'}(D)}{k} \right] - c''(D) < 0 \quad \forall D$ , and
3.  $\delta \left[ \left( 1 - \frac{\alpha v_1 Q^0(\infty)}{k} \right) v_1 Q^{0'}(\infty) \right] - c'(\infty) < 0$ .

#### 4.5 Monopoly

We now switch to the case of a monopoly market structure. We will first analyze the case where  $2v_1 > v_2$ . The monopolist will solve the following problem:<sup>9</sup>

$$\text{Max}_{D_1=v_2} Q^N - c(D_1) + \delta \left\{ \left( 1 - \frac{\alpha v_1 Q^0(D_1)}{2k} \right) (v_1 Q^0(D_1) + v_2 [Q^N - Q^0(D_1)] + v_1 Q^0(D_1)) - c(0) \right\}.$$

The price that the monopolist would charge in the first period for a good with durability  $D_1$  is  $v_2 Q^N + \delta \left( 1 - \frac{\alpha v_1 Q^0(D_1)}{2k} \right) v_1 Q^0(D_1)$ , which is the valuation that the type 2 consumer obtains from consuming the good in the first period  $v_2 Q^N$  plus the price that he or she gets from selling the good to a type 1 consumer in the second period,  $v_1 Q^0(D_1)$ , which is discounted by the discount rate  $\delta$  and the probability of being stolen  $\frac{\alpha v_1 Q^0(D_1)}{2k}$ . This amount minus the production cost  $c(D_1)$  is the monopoly's profit in the first period. In the second period, the monopolist would charge a price of  $v_2 [Q^N - Q^0(D_1)] + v_1 Q^0(D_1)$  and have a cost of  $c(0)$ , and these benefits would be discounted by the discount factor.

Therefore, the monopolist would decide on a durability that is defined implicitly by the following equation:

$$\delta \left[ 1 - \frac{\alpha v_1 Q^0(D_M)}{k} - \frac{v_2}{v_1} + 1 \right] v_1 Q^{0'}(D_M) - c'(D_M) = 0. \quad (11)$$

Equation (11) is the analogous to equation (4) but adding crime. Comparing the two equations it is easy to show that with crime the optimal level of durability for the monopolist is lower than in the model without crime. Note that for the case in which we have assumed  $2v_1 > v_2$ , equation (11) has a unique solution that comes from the following facts:

1.  $\delta \left[ 1 - \frac{\alpha v_1 Q^0(0)}{k} - \frac{v_2}{v_1} + 1 \right] v_1 Q^{0'}(0) - c'(0) > 0$ ,
2.  $\delta \left[ 1 - \frac{\alpha v_1 Q^0(\infty)}{k} - \frac{v_2}{v_1} + 1 \right] v_1 Q^{0'}(\infty) - c'(\infty) < 0$ ,
3. Whenever  $\delta \left[ 1 - \frac{\alpha v_1 Q^0(D_1)}{k} - \frac{v_2}{v_1} + 1 \right] v_1 Q^{0'}(D_1) - c'(D_1) = 0$ ,  $\delta \left[ 1 - \frac{\alpha v_1 Q^0(D_1)}{k} - \frac{v_2}{v_1} + 1 \right] v_1 Q^{0''}(D_1) - \frac{\alpha v_1^2 Q^{0'}(D_1)}{k} - c''(D_1) < 0$ .

In the case where  $2v_1 \leq v_2$ , the right-hand side of equation (11) is smaller than zero, thus the solution is to set  $D = 0$ . Therefore, in this case, the monopoly would not be able to provide any durability. Note that this result is the same as in Waldman (1996a) as we showed in section 4.1.

---

<sup>9</sup> The Appendix shows that the monopoly will never choose to sell new goods in the second period only to type 2 consumers who have been victims of a robbery.

## 4.6. Comparison

Waldman's model can be thought of as a particular case of a more general model, such as the one we introduce in this paper, in which there is no crime and, hence, the social welfare function does not take into account either crime externalities or the transfers associated with crime. Thus, comparing our results with those of Waldman is the same as comparing a world with crime (our model) to a world without crime (Waldman's model).

The monopolist in a world with crime produces less durability than it does if there would not be the possibility of crime occurring (Waldman's model). The level of durability under perfect competition and the social optimum are also smaller than under Waldman's analysis as can be showed comparing the first order conditions that implicitly define the optimal durability of section 4.1 with section 4.3-4.6. A big difference is that while under Waldman's model perfect competition and the social optimum are the same, in our model with crime they are not due to the externalities that crime produces. There is over-production of durability under random stealing and under-production under selective stealing.

From our model it can be easily shown that when there is random stealing if  $2v_1 > v_2$ ,  $0 < D_M < D_{SO} < D_{PC}$ , and if  $2v_1 \leq v_2$ ,  $0 = D_M < D_{SO} < D_{PC}$ , which means that there are durable goods under the random stealing and perfect competition scenario, crime can occur. When there is random stealing, the monopolist sets a durability level that is lower than the social optimum, i.e., it under-produces durability, but perfect competition sets a durability level that is higher than the social optimum, i.e., it over-produces durability. The intuition of this result is that the firms in perfect competition do not internalize the fact that they can affect the probability of goods being stolen by their durability choice. Therefore, they take such probability as given and in the aggregate they produce a level of durability that turns out to be higher than the social optimum. The monopolist, to the contrary, directly affects the aggregate level of durability and the incidence of crime and internalize this fact.

However, when there is selective stealing if  $2v_1 > v_2$ ,  $0 < D_M < D_{SO}$ , there are durable goods under monopoly so crime can occur, while there is no crime when there is perfect competition. If  $2v_1 \leq v_2$ , then  $0 = D_M < D_{SO}$ . In both scenarios, the durability level that prevails with a monopoly is lower than the socially optimal level. Remember that from proposition 1 we know that when there is selective stealing, durability under perfect competition is equal to zero.

If we take into account the externality ( $W_2 < 0$ ), this reduces the socially optimal level of durability. As a consequence, the socially optimal level of durability gets closer to the monopoly level in the case of random



stealing as well as the case of selective stealing.<sup>10</sup> Note that if the externality is big enough, even the monopoly will over-produce durability under the random stealing technology (when  $2v_1 > v_2$ ). If we consider the thieves' profits as part of welfare ( $0 < \phi$ ), this increases the socially optimal level of durability. Thus in turn increases the difference between the social optimal and the monopoly level of durability.

#### 4 Policy Implications and Evidence

Our model shows that the level of durability affects crime and that crime affects the optimal level of durability. In particular, we show that perfect competition does not lead to the optimal level of durability because there is an externality that emerges when we take into account that greater durability increases the net return of crimes against property, specifically robberies and thefts, which in turn increases crime and reduces social welfare. In view of that, a straightforward policy implication is that the level of durability of goods can be an effective instrument to reduce crime. In this section we briefly discuss the empirical evidence on this topic, which is mainly focused on security technology applied to vehicles and mobile phones.

Ayres and Levitt (1998) were among the first to study the effect of the Lojack car retrieval system on crime. Lojack is a small device hidden in random places inside a vehicle that allows it to be tracked when a theft occurs.<sup>11</sup> Lojack can also disrupt the operation of "chop-shops" where stolen vehicles are disassembled for resale of parts. With this device, police following the radio signal are led directly to the chop-shop. This makes auto theft riskier and less profitable, leading to a probable reduction in the number of such crimes. It is estimated that this security device has an extremely high recovery rate in the United States, with 90 percent of vehicles being recovered within 24 hours of the report (Lojack 2013). All this reduces the durability of the stolen cars. Ayres and Levitt (1998) find strong support for the argument that Lojack reduces auto theft, without any evidence of increases in other crime categories. To guarantee that this negative association reflects a causal relationship, the authors use instrumental variables. According to their estimates, one auto theft is eliminated annually for every three Lojacks installed in high-crime cities.

In a similar vein, Gonzalez-Navarro (2013) documents changes in automobile theft risk that were generated by the plausibly exogenous introduction of Lojack into a number of new Ford car models in some Mexican states. Among other findings, he shows that Lojack was an extremely effective theft deterrence device,

---

<sup>10</sup> We are only considering property crimes of durable goods, so we do not study any type of displacement of crime (functional, of types of crime, for example) due to changes in the durability in this model and do not assess the potential changes in welfare that may occur if such displacement takes place.

<sup>11</sup> Lojack uses radio technology to recover stolen vehicles. The system consists of two main components: a radio-frequency transceiver in the protected vehicles and a grid of locality-specific tracking antennas.

generating an estimated reduction in theft risk of 48 percent for vehicles participating in the Ford Lojack program. This device that mainly reduces durability of the car to zero upon the car being stolen, appears to be one of the most cost-effective crime reduction approaches documented in the literature, providing a greater return than increased police, prisons, jobs programs, or early educational interventions (Donohue and Siegelman 1996).

Van Ours and Vollaard (2016) evaluate the crime-reducing effect of mandatory application in new passenger cars in the European Union of a simple, low-cost device to prevent car theft: the electronic engine immobilizer. This security device blocks a vehicle's electrical circuits when the key is not in the ignition; therefore, to steal a car, thieves have to steal the key first.<sup>12</sup> If the car is eventually stolen, the device reduces its level of durability, since the vehicle only works with the appropriate key. The authors exploit the regulation as a source of exogenous variation in the use of the device by year of manufacture of cars and find that the security device reduced the probability of car theft by an estimated 50 percent on average in the Netherlands during 1995–2008.<sup>13</sup>

The evidence related to mobile phones is less robust but points to promising results. The Home Office and the Behavioral Insights Team (2016) argue that the fall in levels of cellular phone theft – especially during 2013–2015– can be related to improvements in cellular phone security introduced by manufacturers during this period. Although the authors do not use a rigorous methodology, they show that the cellular phone industry helps make cellular phones less attractive to thieves by making them harder to use and reducing their value after they have been stolen.<sup>14</sup> In a similar vein, the Technological Advisory Council (2014) shows evidence that industry's effort to develop mechanisms to help smartphone owners reduce the impact of smartphone theft is affecting criminal activity.<sup>15</sup>

---

<sup>12</sup> Alternatively, thieves could haul the car away on a flatbed truck. Clearly, that modus operandi involves more time, effort, and risk than simply hot-wiring a car.

<sup>13</sup> See Morgan et al. (2016) and Potter and Thomas (2001) for further evidence on electronic engine immobilizers.

<sup>14</sup> These security measures include requiring access control such as a unique code (a PIN, password, or some form of pattern) or biometric authentication to be entered onto the handset to unlock it; tracing the location of the handset using a remote service; wiping data from the handset; or locking the handset remotely. All these measures reduce the durability of the stolen cellular phone. However, these features only protect the cellular phone if they are switched on.

<sup>15</sup> For instance, in the first five months of 2014, just after Apple introduced Activation Lock, robberies and grand larcenies of Apple products from persons in New York City dropped by 19 percent and 29 percent, respectively, compared to the same time period in the previous year (The Office of the New York State Attorney General 2015). Similarly, in the six months after Apple made Activation Lock available, iPhone robberies declined 38 percent and 24 percent in San Francisco and London, respectively (The Office of the New York State Attorney General 2015).

## 6. Conclusions

This paper has provided the first theoretical examination of the relationship between crime and the durability of goods, an issue almost nonexistent in the current literature. Therefore, a novel contribution of the paper is that when we incorporate the cost of crime (based on the rational model of crime economics) into the standard framework of durable goods, the traditional results of durable goods are considerably modified.

On the one hand, we show that the level of durability affects crime. The economic analysis of crime supposes that individuals act rationally, i.e., they measure the costs and benefits of their actions. Therefore, a reduction in the durability of stolen goods reduces the pecuniary benefits of crime, as it is intuitive to think that the lower the durability of a good, the lower its selling price will be. Consequently, the level of durability affects the benefits associated with illegal activities, measured in monetary terms., a decrease in the durability of goods will reduce the benefits of illegal activities relative to legal activities, and as the costs will remain the same, the net expected return from crime will decline and criminals will find it less profitable to devote themselves to illegal activities. In an extreme case, when durability is zero, there are no durable goods, and criminals do not benefit from stealing goods, so this type of crime will not occur.

On the other hand, we show that crime affects the level of durability. In order to study this, we developed a theoretical model that adds the cost of crime to the standard framework of durable goods. Crime affects the consumer and producer surplus and thus the behavior of consumers, firms, the market equilibrium, and, in turn, the social optimum, which is even more distorted given the market and non-market externalities produced by crime.

The model shows that including the possibility of crime considerably modifies the standard results of the literature, even in cases where monopoly and perfect competition market structures produce the same level of durability. We find that perfect competition does not provide optimal durability, even if we do not consider the externalities caused by crime. More specifically, perfect competition sets a durability level that is higher than the social optimum (under random stealing), i.e., it over-produces durability and produces no durable goods when there is selective stealing, while the monopolist sets a durability level that is lower than the social optimum, i.e., it under-produces durability. If we also consider the non-market externality that emerges when firms take into account that higher durability increases crime, and that crime reduces welfare, the socially optimal level of durability declines. As a consequence, the socially optimal level of durability gets closer to the one that prevails under monopoly. We find that if this externality is big enough, even the monopoly will over-produce durability.

These results show the relevance of considering crime in general equilibrium models. Furthermore, it is important to note that the effects of traditional policy recommendations to reduce crime, such as an increase in the celerity or severity of sanctions, are probably in the long run reduced through an increase in the durability of the goods by the firms in response to a smaller crime incidence.

Finally, our model has clear policy implications: less durability is an effective instrument to reduce crime. Therefore, interventions that attempt to reduce the level of durability of goods make stealing less profitable, which leads to a reduction in the number of thefts of such goods. In particular, making the durability of a good contingent upon that good being stolen is likely to increase welfare. This paper discussed empirical evidence that shows that industry's effort to develop mechanisms to increase the security of goods, and at the same time reduce their durability if the goods are stolen, seems to be promising for reducing crimes against property.

## References

- Akerlof, G. 1970. The Market for “Lemons:” Quality Uncertainty and the Market Mechanism. In *Essential Readings in Economics*, edited by S. Astrin and A. Marin. Palgrave Macmillan.
- Ayres, I., and S.D. Levitt. 1998. Measuring Positive Externalities from Unobservable Victim Precaution: An Empirical Analysis of Lojack. *Quarterly Journal of Economics* 113(1): 43–77.
- Becker, G. 1968. Crime and Punishment: An Economic Approach. *Journal of Political Economy* 76(2): 169–217.
- Bell, B., R. Costa, and S. Machin. 2016. Crime, Compulsory Schooling Laws and Education. *Economics of Education Review* 54:214–226
- Bulow, J.I. 1982. Durable-Goods Monopolists. *The Journal of Political Economy* 90(20): 314–32.
- \_\_\_\_\_. 1986. An Economic Theory of Planned Obsolescence. *The Quarterly Journal of Economics* 101(4): 729–50.
- Chalfin, A., and J. McCrary. Forthcoming. Criminal Deterrence: A Review of the Literature. *Journal of Economic Literature*.
- Clarke, R. 1999. Hot Products: Understanding, Anticipating and Reducing Demand for Stolen Goods. Police Research Series Paper 112. Home Office, London.
- \_\_\_\_\_. 2000. Hot Products: A New Focus for Crime Prevention. In *Secure Foundations: Key Issues in Crime Prevention*, edited by S. Ballantyne, K. Pease, and V. McLaren. London: Institute for Public Policy Research.
- Coase, R.H. 1972. Durability and Monopoly. *The Journal of Law & Economics* 15(1):143 –49.
- D’Este, R. 2014. The Effect of Stolen Goods Markets on Crime: Pawnshops, Property Thefts and the Gold Rush of the 2000s. University of Warwick. Unpublished.
- Departamento Administrativo Nacional de Estadística (DANE). 2014. Encuesta de Convivencia y Seguridad Ciudadana (ECSC). Bogota.
- Donohue, J., and P. Siegelman. 1996. Is the United States at the Optimal Rate of Crime? American Bar Foundation. Unpublished.
- Draca, M., T. Koutmeridis, and S. Machin. 2015. The Changing Returns to Crime: Do Criminals Respond to Prices? CAGE Working Paper, Warwick University.
- Ehrlich, I. 1973. Participation in Illegitimate Activities: A Theoretical and Empirical Investigation. *The Journal of Political Economy* 81(3): 521–65.
- Farrell, G., N. Tilley, A. Tseloni, and J. Mailley. 2010. Explaining and Sustaining the Crime Drop: Clarifying the Role of Opportunity-related Theories. *Crime Prevention & Community Safety* 12(1): 24–41.

- Federal Bureau of Investigation (FBI). 2014. Crime in the United States. Available at: <https://www.fbi.gov/about-us/cjis/ucr/crime-in-the-u.s/2014/crime-in-the-u.s.-2014/offenses-known-to-law-enforcement/property-crime/property-crime>.
- Fishman, A., N. Gandal, and O. Shy. 1993. Planned Obsolescence as an Engine of Technological Progress. *The Journal of Industrial Economics* 41: 361–70.
- Fougère, D., J. Pouget, and F. Kramarz. 2009. Youth Unemployment and Crime in France. *Journal of the European Economic Association* 7(5): 909–38.
- Freeman, R. 1999. The Economics of Crime. In *Handbook of Labor Economics*, edited by O. Ashenfelter and D. Card. North Holland Press.
- Gonzalez-Navarro, M. 2013. Deterrence and Geographical Externalities in Auto Theft. *American Economic Journal: Applied Economics* 5(4): 92–110.
- Hendel, I., and A. Lizzeri. 1999. Interfering with Secondary Markets. *The RAND Journal of Economics* 30(1): 1–21.
- \_\_\_\_\_. 2002. The Role of Leasing under Adverse Selection. *Journal of Political Economy* 110(1): 113–43.
- Instituto Nacional de Estadística y Geografía (INEGI). 2014. Encuesta nacional de victimización y percepción sobre seguridad pública (ENVIPE). Mexico City.
- Jaitman, L. (editor). 2015. *The Welfare Costs of Crime and Violence in Latin America*. Washington DC: Inter-American Development Bank. Available at: <https://publications.iadb.org/handle/11319/7246>.
- Jaitman, L., and M.V. Anauati. Forthcoming. What Explains the Gaps between Victimization and Police Crime Records? Inter-American Development Bank, Washington, DC.
- LoJack. 2013. Vehicle Theft Recovery Report. Available at: <http://www.lojack.com/About-LoJack/News-and-Media/Press-Releases/LoJack-Releases-Fourth-Annual-Vehicle-Theft-Recover>.
- Machin, S., and C. Meghir. 2004. Crime and Economic Incentives. *Journal of Human Resources* 39(4): 958–79.
- Machin, S., and M. Draca. 2015. Crime and Economic Incentives', *Annual Review of Economics*, 7: 389-408.
- Machin, S, P. Cook, O. Marie, and G. Mastrobuoni. 2013. What Works in Reducing Offending? Lessons from the Economics of Crime, MIT Press
- Morgan, N., O. Shaw, A. Feist, and C. Byron. 2016. Reducing Criminal Opportunity: Vehicle Security and Vehicle Crime. UK Home Office Research Report 87. Available at: [https://www.gov.uk/government/uploads/system/uploads/attachment\\_data/file/489097/horr87.pdf](https://www.gov.uk/government/uploads/system/uploads/attachment_data/file/489097/horr87.pdf).
- Mussa, M., and S. Rosen. 1978. Monopoly and Product Quality. *Journal of Economic Theory* 18(2): 301–17.

- Nagin, D.S. 2013. Deterrence: A Review of the Evidence by a Criminologist for Economists. *Annual Review of Economics* 5(1): 83–105.
- Potter, R., and P. Thomas. 2001. Engine Immobilisers: How Effective Are They? National CARS Project. Adelaide, Australia.
- Reilly, B., and R. Witt. 2008. Domestic Burglaries and the Real Price of Audio-visual Goods: Some Time Series Evidence for Britain. *Economics Letters* 100(1): 96–100.
- Rust, J. 1986. When Is It Optimal to Kill Off the Market for Used Durable Goods? *Econometrica* 64(1): 65–86.
- Sah, R.K. 1991. Social Osmosis and the Patterns of Crime. *Journal of Political Economy* 99(6): 272–95.
- Sieper, E., and P. Swan. 1973. Monopoly and Competition in the Market for Durable Goods. *Review of Economic Studies* 40(3): 333–51.
- Subsecretaria de Prevención y Delito. 2014. Encuesta Nacional urbana de Seguridad Ciudadana (ENUSC). Santiago.
- Swan, P. 1970. The Durability of Consumption Goods. *American Economic Review* 60(5): 884-94.
- \_\_\_\_\_. 1971. The Durability of Goods and Regulation of Monopoly. *The Bell Journal of Economics and Management Science* 2(1): 347–57.
- Technological Advisory Council. 2014. Report of Technological Advisory Council (TAC) Subcommittee on Mobile Device Theft Prevention (MDTP). December 4. Available at: <https://transition.fcc.gov/bureaus/oet/tac/tacdocs/meeting12414/TAC-MDTP-Report-v1.0-FINAL-TAC-version.pdf>.
- The Home Office and the Behavioural Insights Team. 2016. Reducing Mobile Phone Theft and Improving Security Paper 2 (March). Available at: <http://38r8om2xjhh125mw24492dir.wpengine.netdna-cdn.com/wp-content/uploads/2016/04/WEB-6-1946-HO-Reducing-Mobile-Phone-Theft-and-Improving-Security-March-2....pdf>.
- The Office of the New York State Attorney General. 2015. Secure Our Smartphones Initiative: One Year Later. Report prepared in consultation with the Office of the San Francisco District Attorney and the Mayor of London. Available at: <http://www.ag.ny.gov/pdfs/SOS%201%20YEAR%20REPORT.pdf>.
- UK Office of National Statistics. 2014. Chapter 1: Property Crime – Overview. November 27. Available at: [http://webarchive.nationalarchives.gov.uk/20160105160709/http://www.ons.gov.uk/ons/dcp171776\\_386643.pdf](http://webarchive.nationalarchives.gov.uk/20160105160709/http://www.ons.gov.uk/ons/dcp171776_386643.pdf).
- Van Ours, J.C., and B. Vollaard. 2016. The Engine Immobiliser: A Non-Starter for Car Thieves. *The Economic Journal* 126(593): 1264–291.

- Waldman, M. 1996a. Durable Goods Pricing When Quality Matters. *Journal of Business* 69(4): 489–510.
- \_\_\_\_\_. 1996b. Planned Obsolescence and the R&D Decision. *Rand Journal of Economics* 27(3): 583–95.
- \_\_\_\_\_. 2003. Durable Goods Theory for Real World Markets. *The Journal of Economic Perspectives* 17(1): 131–54.



## Appendix

This appendix shows that a monopoly market structure will never choose to sell new goods in the second period only to type 2 consumers who have been victims of a robbery and therefore have a higher willingness to pay than consumers who were not victims of a robbery. Thus, the monopolist could decide to sell in the second period only to those who have been victims of a robbery. However, we show that this would never happen in equilibrium.

The proof consists in two steps. First, we show that if there is such an incentive in the second period, it is better for the monopolist to anticipate this in the first period. Second, we show that for the monopolist, it is always better to produce in the first period a good of durability  $D = 0$  than to sell in the second period only to consumers who have been victims of a robbery. Thus, all the cases are covered by comparing  $D = 0$  with the case of selling new goods to every type 2 consumer in the second period, whether or not the type 2 consumer has been the victim of a robbery.

In the second period, type 2 consumers who have been victims of a robbery are willing to pay  $v_2 Q^N$  for a new good. Since there are  $\frac{\alpha v_1 Q^0(D_M)}{k} n_2$  type 2 consumers who have been victims of a robbery, the total profit from selling just to these consumers is:

$$\frac{\alpha v_1 Q^0(D_M)}{k} n_2 (v_2 Q^N - c(0)).$$

If the monopolist wants to sell to all type 2 consumers, the price should be  $v_2 [Q^N - Q^0(D_M)] + v_1 Q^0(D_M)$ , which is the price that consumers who have not been victims of a robbery are willing to pay. In this case the monopoly profit is:

$$n_2 [v_2 [Q^N - Q^0(D_M)] + v_1 Q^0(D_M) - c(0)].$$

The monopolist prefers to sell in the second period to consumers who have been victims of a robbery whenever:

$$\frac{\alpha v_1 Q^0(D_M)}{k} n_2 (v_2 Q^N - c(0)) > n_2 [v_2 [Q^N - Q^0(D_M)] + v_1 Q^0(D_M) - c(0)].$$

If this is the case, “anticipating” this gives to the monopolist a profit of:

$$v_2 Q^N - c(D_M) + \delta \left\{ \left( 1 - \frac{\alpha v_1 Q^0(D_M)}{2k} \right) v_2 Q^0(D_M) + \frac{\alpha v_1 Q^0(D_M)}{k} (v_2 Q^N - c(0)) \right\},$$

which is clearly greater than:

$$v_2 Q^N - c(D_1) + \delta \left\{ \left( 1 - \frac{\alpha v_1 Q^0(D_1)}{2k} \right) (v_1 Q^0(D_1) + v_2 [Q^N - Q^0(D_1)] + v_1 Q^0(D_1)) - c(0) \right\}.$$

Given that in the second period the monopolist will sell only to consumers who were victims of a robbery in the first period, it is better to sell the goods at  $v_2 Q^N + \delta \left\{ \left( 1 - \frac{\alpha v_1 Q^0(D_M)}{2k} \right) v_2 Q^0(D_M) \right\}$ , which is greater than  $v_2 Q^N + \delta \left\{ \left( 1 - \frac{\alpha v_1 Q^0(D_M)}{2k} \right) v_1 Q^0(D_M) \right\}$ .

We prove that there are no parameter values such that the monopolist wants to sell the goods in the first period, anticipating that in the second period the monopolist will only sell to consumers who have been victims of a robbery. This is because this strategy is dominated by selling a good of quality  $D = 0$ .

A monopolist when it sells goods anticipating that in the second period it will only sell to consumers who have been victims of a robbery gets profits equal to:

$$Max_{D_1} = v_2 Q^N - c(D_1) + \delta \left\{ \left( 1 - \frac{\alpha v_1 Q^0(D_1)}{2k} \right) v_2 Q^0(D_1) + \frac{\alpha v_1 Q^0(D_1)}{k} (v_2 Q^N - c(0)) \right\}.$$

If this expression is maximized at  $D_1^*$  the value is:

$$v_2 Q^N - c(D_1^*) + \delta \left\{ \left( 1 - \frac{\alpha v_1 Q^0(D_1^*)}{2k} \right) v_2 Q^0(D_1^*) + \frac{\alpha v_1 Q^0(D_1^*)}{k} (v_2 Q^N - c(0)) \right\}, \quad (11)$$

while producing a good of quality  $D = 0$  gives to the monopoly profits equal to:

$$v_2 Q^N - c(0) + \delta \left\{ (v_2 Q^N - c(0)) \right\}. \quad (12)$$

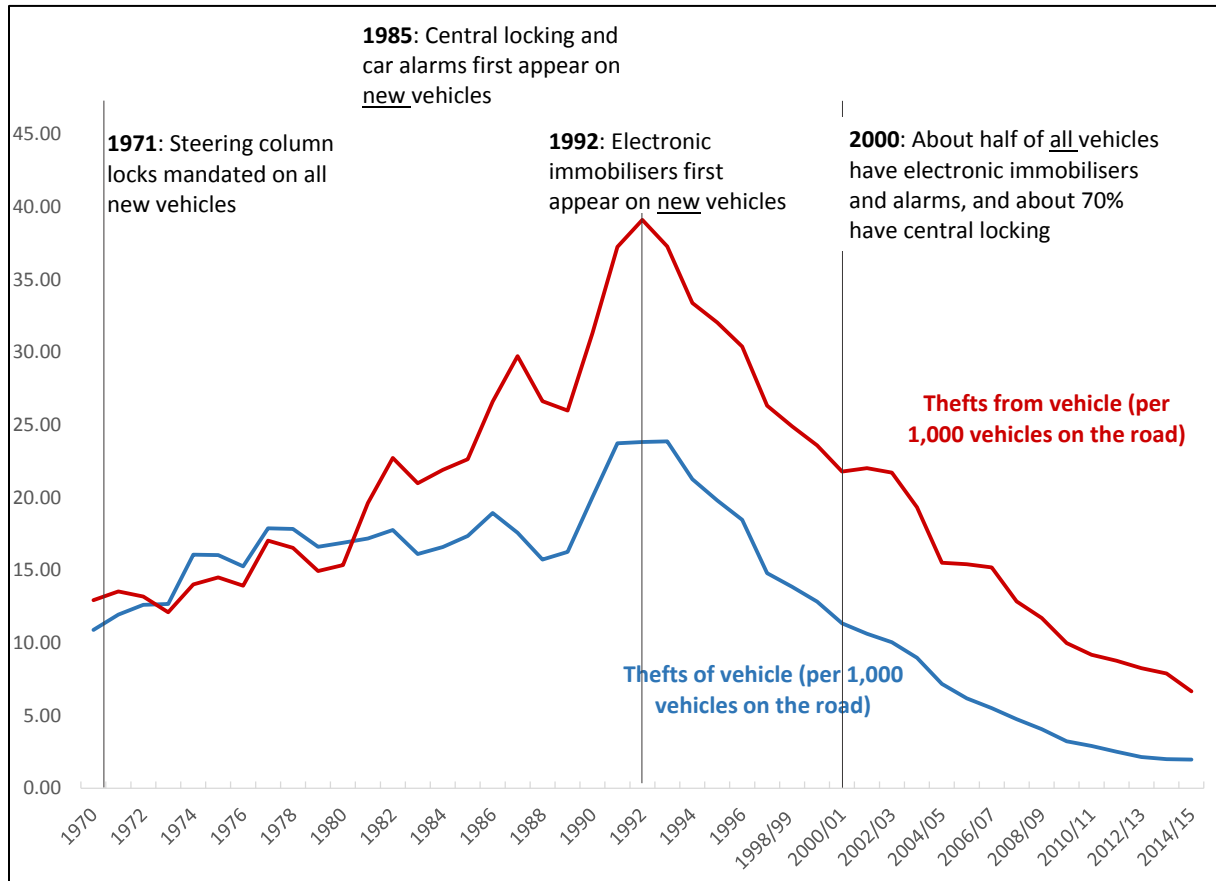
Subtracting equation (11) from equation (12) we obtain:

$$c(D_1^*) - c(0) + \delta \left\{ \left( 1 - \frac{\alpha v_1 Q^0(D_1^*)}{2k} \right) [v_2 Q^N - c(0) - v_2 Q^0(D_1^*)] \right\},$$

which is greater than 0 given assumption 3.

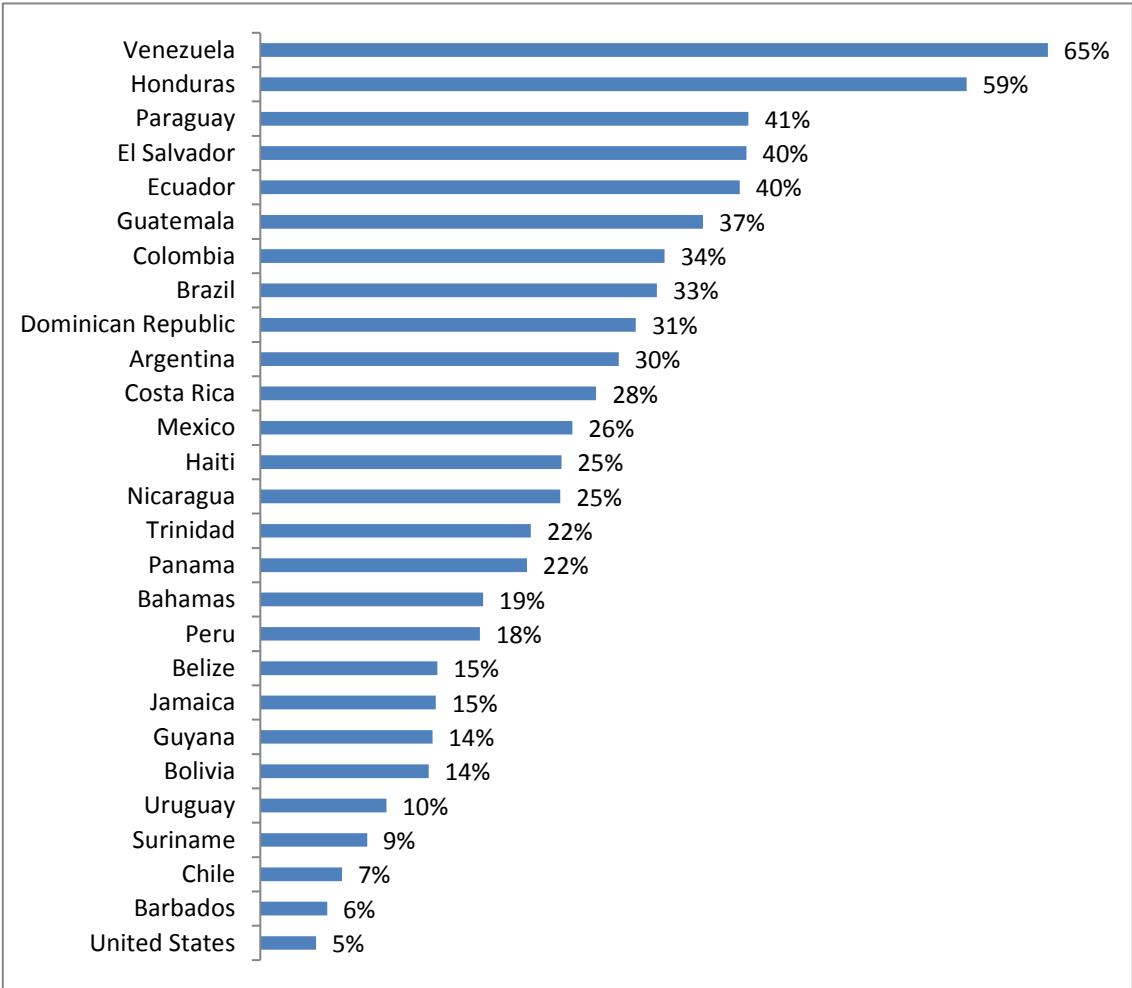
**Figure 1. Thefts of and from Vehicles Recorded by the Police in England and Wales**

*(Per 1,000 vehicles on the road)*



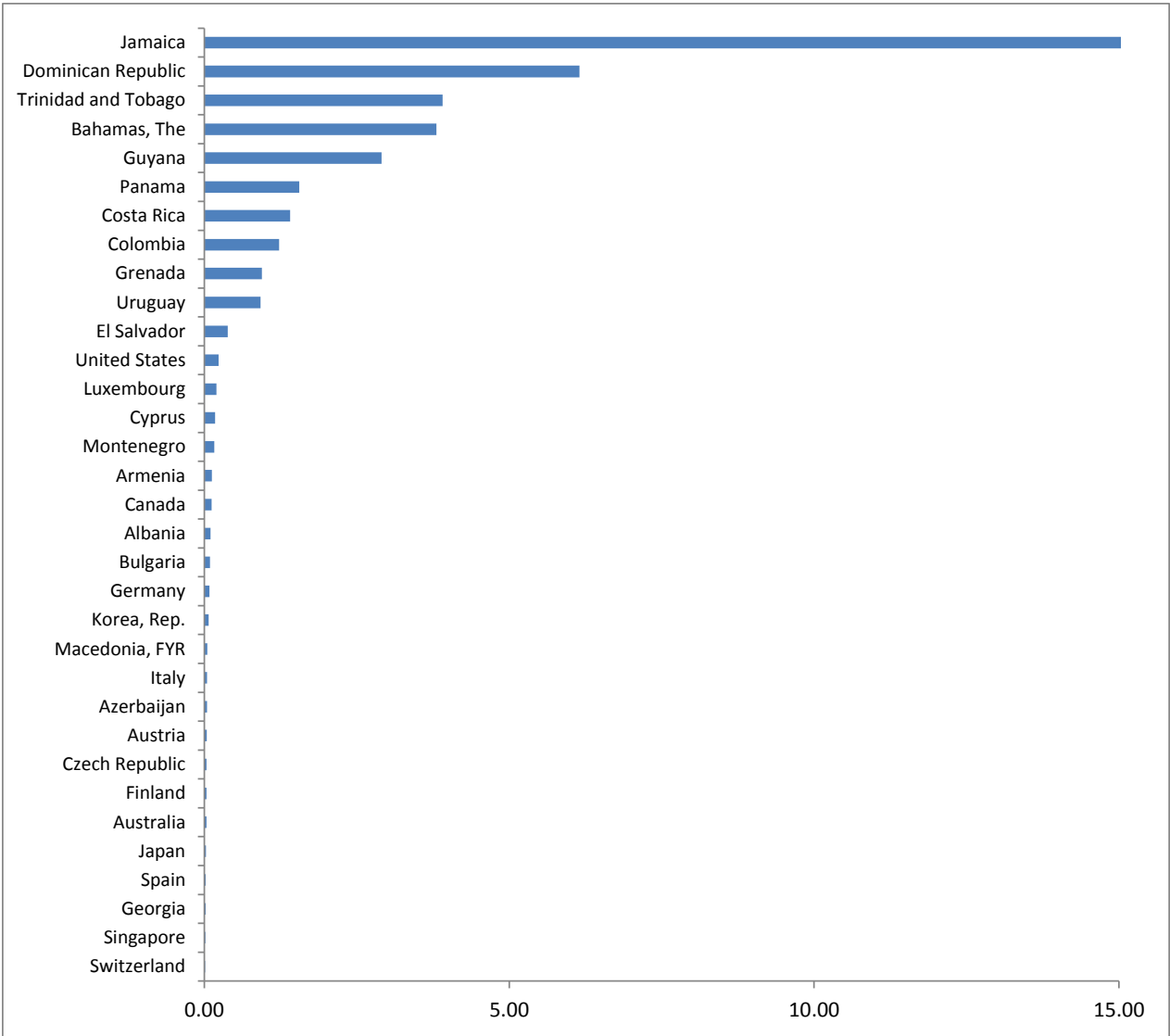
Source: Authors' calculations using data from national police departments based on Morgan et al. (2016).

**Figure 2. Percentage of Crime Victims Who Were Victims of an Armed Robbery**



Source: 2014 Latin American Public Opinion Project.

**Figure 3. Homicide Victims Killed during Commission of a Robbery (per 100,000 population)**



Source: United Nations Office on Drugs and Crime, 2013.